



SCREAMIN' EAGLE®

2014
HARLEY-DAVIDSON®

Aggressive and reliable, street-legal Screamin' Eagle® Performance Parts dish out the trademark raw power and rich sound that make Harley-Davidson® motorcycles so renowned. From air cleaners to engine and exhaust components, every factory-tested Screamin' Eagle® part is engineered to perform at a high, and responsible, level.



Not all products are available in all countries –
please consult your dealer for details.

LIFE STAGES

If you're not quite sure where to start, the trained professionals at your local dealership stand ready to lend their experience to your velocity needs. They live this stuff, so all you have to do is ask. Just set some performance goals, and they'll hook you up with the corresponding, heart-pumping hardware. These parts will take you where you need to go – fast.

BUILDING A PERFORMANCE BIKE




INTAKE & EXHAUST

Moving more air and fuel through the engine is the easiest (and most cost-effective) way to make more horsepower and torque. A free-flowing air cleaner and matching tuned exhaust will add performance you can feel. Heavy Breather and Stage I Free-Flow Air Cleaners are simple to install and bring a big performance boost for the dollars invested, and sweet-sounding Street Performance mufflers deliver power you can feel across a broad RPM range.

STAGE KITS

Screamin' Eagle® EFI Stage Kits offer complete street-legal performance configurations engineered to help you generate specific torque and horsepower gains. Eliminating all the guesswork and trial-and-error testing normally associated with engine modifications, Stage Kits include everything you need to enhance your bike's performance, including big-bore cylinders, high-compression pistons, performance cams and high-flow air cleaners.



PERFORMANCE TUNING

Tuning an EFI-equipped motorcycle for performance is similar to modifying a carbureted model, in that freer-flowing intake and exhaust systems will require more fuel. The Screamin' Eagle Street Tuner provides computer-based tools that record and edit the bike's ECM tuning tables. To optimize drivability and performance, the Street Tuner permits limited tunability within the EPA/CARB-compliant emissions range and records and displays real-time vehicle data on screen.

CAUTION ICONS



Accessories are covered by the EC wide vehicle type approval. No additional certificate required.



The TÜV has concluded that these accessories fulfill the conditions under the German Road Act (stVZO) and installing these accessories does not affect the vehicle approval.

Local requirements may vary. For more information, contact your local Harley-Davidson dealer.

WARRANTY & CAUTION

OVERVIEW

Harley-Davidson has the engineering expertise, sophisticated dyno lab and complete testing facilities to provide enthusiasts with a line of performance products designed to produce good, solid, reliable horsepower and torque. Engine-related performance parts are intended for the experienced rider only.

WARRANTY

Installation of Screamin' Eagle products, and similar off-road or competition products from other manufacturers, except some street-legal offerings installed by authorized Harley® dealers, may void your H-D® limited vehicle warranty. Installation of a California performance kit on a 49-state model motorcycle or a 49-state performance kit onto a California model motorcycle will void manufacturer's warranty, as it will not result in a street-legal configuration.

CAUTION

Harley-Davidson motorcycles modified with some Screamin' Eagle high-performance engine parts must not be used on public roads and in some cases may be restricted to closed-course competition.

NEW

SCREAMIN' EAGLE® 429

Air Cleaner Kit

A. SCREAMIN' EAGLE® PERFORMANCE AIR CLEANER KIT – THE BURST COLLECTION

Performance and style combined. Designed to complement the Burst Collection, this radical low profile air cleaner features a "tuxedo black" surround that has been expertly machined to expose the satin aluminum finish below. The billet cover conceals a one-piece cast back plate with integral breather and mounting bracket that promotes smooth air flow into the throttle body. The exposed reverse cone synthetic element provides high-volumes of air, and the element is washable for maximum efficiency and protection. The complete kit includes Burst Collection trim, backing plate, air cleaner element, and all required installation hardware. All EFI-equipped models require ECM calibration* (*priced separately*).

29000066

Fits '08-later Touring and Trike models with Original Equipment 50mm throttle body.

*Recalibration is required for proper installation, and will allow engine to rev to 6200 RPM. See Dealer for details. Labor cost not included.



A. SCREAMIN' EAGLE PERFORMANCE AIR CLEANER KIT – THE BURST COLLECTION



A. SCREAMIN' EAGLE PERFORMANCE AIR CLEANER KIT – THE BURST COLLECTION

Not all products are available in all countries – please consult your dealer for details.

430 SCREAMIN' EAGLE®

Air Cleaner Kits

A. SCREAMIN' EAGLE® EXTREME BILLET VENTILATOR AIR CLEANER KIT

The proven, track-inspired exposed element Ventilator air cleaner with a completely totally unique look. This low-profile oval air cleaner features a 180° side-exposed filter element for maximum air flow, and a stylish machined billet aluminum cover for style. Available in your choice of chrome or cut back black finish, the two-piece billet cover surrounds the filter, and features a full color Screamin' Eagle® medallion. The cast back plate ensures smooth air flow to the throttle body, and the included rain sock protects the filter and engine from drawing in moisture during inclement weather. This easy-to-install kit includes billet air cleaner cover, high-flow filter element, back plate, protective rain sock, and all required installation hardware. Street legal when used with stock mufflers. All EFI-equipped models require ECM calibration* (*priced separately*).

Fits '09-later Touring and Trike models. Also fits '11-later FLSTSE2/3, FLSTNSE and FXSBSE models.

29400163	Chrome.
29400164	Cut Back Black.

Fits '10-later Dyna® and Softail® models (except '11-later CVO™ Softail® models).

29400167	Chrome.
29400168	Cut Back Black.

*Recalibration is required for proper installation, and will allow engine to rev to 6200 RPM. See Dealer for details. Labor cost not included.

NEW



A. SCREAMIN' EAGLE EXTREME BILLET VENTILATOR AIR CLEANER KIT – CHROME

NEW



A. SCREAMIN' EAGLE EXTREME BILLET VENTILATOR AIR CLEANER KIT – CUT BACK BLACK

NEW



A. SCREAMIN' EAGLE EXTREME BILLET VENTILATOR AIR CLEANER KIT – CHROME

NEW



A. EXTREME BILLET VENTILATOR AIR CLEANER KIT (SHOWN WITH RAIN SOCK)

Not all products are available in all countries – please consult your dealer for details.

SCREAMIN' EAGLE® 431

Air Cleaner Kits

B. SCREAMIN' EAGLE® VENTILATOR PERFORMANCE AIR CLEANER KIT

Stylish low-profile exposed element air cleaner kit provides increased airflow to boost the power of your fuel-injected engine. The track-inspired exposed element adds a purposeful look to the bike, and the included waterproof rain sock protects the filter during inclement weather. This easy-to-install kit includes low-profile air cleaner cover, high-flow filter element, back plate, Screamin' Eagle® badge, protective rain sock, and all required installation hardware. Street legal when used with stock mufflers. All EFI-equipped models require ECM calibration* (priced separately).

Fits '09-later Touring and Trike models. Also fits '11-later CVO™ Softail® models.

29490-09	Chrome.
29915-09	Gloss Black.

Fits '10-later Dyna® and Softail models (except '11-later CVO Softail models).

28721-10	Chrome.
28722-10	Gloss Black.

*Recalibration is required for proper installation, and will allow engine to rev to 6200 RPM. See Dealer for details. Labor cost is not included.



B. SCREAMIN' EAGLE VENTILATOR PERFORMANCE AIR CLEANER KIT – CHROME



B. SCREAMIN' EAGLE VENTILATOR PERFORMANCE AIR CLEANER KIT – GLOSS BLACK



B. SCREAMIN' EAGLE VENTILATOR PERFORMANCE AIR CLEANER KIT (SHOWN WITH RAIN SOCK)



B. SCREAMIN' EAGLE VENTILATOR PERFORMANCE AIR CLEANER KIT

Not all products are available in all countries – please consult your dealer for details.

432 SCREAMIN' EAGLE®

Air Cleaner Kits

A. SCREAMIN' EAGLE® EXTREME BILLET AIR CLEANER KIT

The bold styling of this intake system looks just as impressive as the long patch of burnout rubber you just laid down. The forged billet aluminum cover tops off a cast back plate with integral breather for a smooth transition to the throttle body. The race-inspired air cleaner is engineered to flow high volumes of air, and the washable pleated element provides the ideal combination of efficiency and engine protection. Available in your choice of style and finish, this easy-to-install kit includes all mounting hardware and rain sock. All EFI-equipped models require ECM calibration* (*priced separately*).

Fits '08-later Touring and Trike models with Original Equipment 50mm Throttle Body.

29400064	Agitator – Chrome.
29400063	Agitator – Cut Back Black.
29400104	Chisel – Chrome.
29400103	Chisel – Cut Back Black.

Fits '08-later Dyna® and Softail® models (except '11-later CVO™ Softail).

29400116	Chisel – Cut Back Black.
29400117	Chisel – Chrome.

Fits '07-'13 XL models. Street legal when used with Original Equipment throttle body.* '14 models pending regulatory approval.

29400127	Chisel – Cut Back Black.
29400128	Chisel – Chrome.

*Recalibration is required for proper installation. See Dealer for details. Labor cost not included.



A. EXTREME BILLET AIR CLEANER KIT – AGITATOR, CHROME



A. EXTREME BILLET AIR CLEANER KIT – AGITATOR, CUT BACK BLACK




A. EXTREME BILLET AIR CLEANER KIT – CHISEL, CHROME



A. EXTREME BILLET AIR CLEANER KIT – CHISEL, CUT BACK BLACK



A. EXTREME BILLET AIR CLEANER KIT



A. EXTREME BILLET AIR CLEANER KIT (SHOWN WITH RAIN SOCK)

Not all products are available in all countries – please consult your dealer for details.



B. SCREAMIN' EAGLE HEAVY BREATHER ELITE PERFORMANCE AIR CLEANER KIT – CHROME



B. SCREAMIN' EAGLE HEAVY BREATHER ELITE PERFORMANCE AIR CLEANER KIT – GLOSS BLACK



SCREAMIN' EAGLE HEAVY BREATHER ELITE PERFORMANCE AIR CLEANER KIT



SCREAMIN' EAGLE HEAVY BREATHER ELITE PERFORMANCE AIR CLEANER KIT (SHOWN WITH RAIN SOCK)

SCREAMIN' EAGLE® 433

Air Cleaner Kits

B. SCREAMIN' EAGLE® HEAVY BREATHER ELITE PERFORMANCE AIR CLEANER KIT

Really open it up. This Heavy Breather Elite Air Cleaner features a forward-facing filter element that flows huge volumes of clean air. The low-profile cast elbow and the oval cross-section element combine to hug the engine to provide increased leg room. The intake tube mounts to a custom back plate that features integral breathers, and covers the throttle body and electronics for a finished look. Available in your choice of chrome or gloss black finish, the Heavy Breather Elite kit features a washable and re-chargeable filter features bright chrome end caps and trim with Screamin' Eagle® script. Kit includes filter, intake tube, custom back plate, water-repellent rain sock and all mounting hardware. All EFI-equipped models require ECM calibration (*priced separately*).

*Recalibration is required for proper installations. See dealer for details. Labor costs not included.

NOTE: The washable and rechargeable filter uses a special coating to help filter fine particles from the incoming air. With time, the oil in the filter will dissipate and the element will begin to turn gray. The original red color can be restored with an application of K&N® Air Filter Oil.

Fits '14 Touring models. Does not fit models equipped with Twin-Cooled™ engine, fairing lower glove boxes or fairing lower speakers. Street Legal when used with Original Equipment throttle body.

29400173	Chrome.
29400172	Gloss Black.

Not all products are available in all countries – please consult your dealer for details.

434 SCREAMIN' EAGLE®

Air Cleaner Kits

A. SCREAMIN' EAGLE® HEAVY BREATHER PERFORMANCE AIR CLEANER KIT

This high-flow forward-facing exposed element Air Cleaner Kit is sure to turn heads at the starting line. Featuring a polished elbow and exposed filter, this unique air cleaner system offers improved performance and airflow when compared to the stock or Screamin' Eagle® High-Flow Air Cleaner. The washable and rechargeable filter features a bright chrome end cap with a laser-engraved Screamin' Eagle logo. Intake tube and back plate are made from die-cast lightweight aluminum, and are polished and chrome-plated or painted black for a brilliant finish. The back plate features integral breathers and sealed breather bolt plug. Kit includes a water-repellent rain sock and all mounting hardware. All EFI-equipped models require ECM calibration* (priced separately).

NOTE: The washable and rechargeable filter uses a special coating to help filter fine particles from the incoming air. With time, the oil in the filter will dissipate and the element will begin to turn gray. The original red color can be restored with an application of K&N® Air Filter Oil.

Fits '08-later Touring models (except Twin-Cooled™ equipped models, or models equipped with fairing lower glove boxes or fairing lower speakers). Also fits '11-later CVO™ Softail® models. Street legal when used with Original Equipment throttle body.*

29253-08B Chrome.

29006-09B Gloss Black.

Fits '08-later Touring models equipped with Fairing Lower Glove Boxes (except Twin Cooled equipped models or models equipped with fairing lower speakers). Also fits '11-later CVO Softail models. Street legal when used with Original Equipment throttle body.

28716-10A Compact Design – Chrome.

Fits '08-later Dyna® and Softail models (except '11-'12 FLSTSE2/3, '13-later FXSBSE and '14 FLSTNSE).*

29299-08 Chrome.

29098-09 Gloss Black.

Fits '08-later XL models.*

29264-08 Chrome.

29080-09 Gloss Black.

*Recalibration is required for proper installation. See Dealer for details. Labor cost not included.

B. THROTTLE BODY COVER

This cover dresses the area between the Twin Cam cylinders for a custom look. The formed cover hugs the contour and conceals the electronic control module throttle body for a clean appearance. Available in your choice of mirror-chrome or gloss black finish. Easy-to-install kit includes gaskets.

Fits '11-later CVO Softail and '08-later Touring models equipped with Screamin' Eagle Heavy Breather or Burst Air Cleaner Kit.

61300109 Chrome.

61300110 Gloss Black.



A. SCREAMIN' EAGLE HEAVY BREATHER PERFORMANCE AIR CLEANER KIT – SOFTAIL/DYNA – GLOSS BLACK



A. SCREAMIN' EAGLE HEAVY BREATHER PERFORMANCE AIR CLEANER KIT – CHROME



A. SCREAMIN' EAGLE HEAVY BREATHER PERFORMANCE AIR CLEANER KIT – GLOSS BLACK



A. SCREAMIN' EAGLE HEAVY BREATHER PERFORMANCE AIR CLEANER KIT – CHROME



B. THROTTLE BODY COVER – CHROME



B. THROTTLE BODY COVER – GLOSS BLACK

SCREAMIN' EAGLE® 435

Air Cleaner Kits



C. SCREAMIN' EAGLE HEAVY BREATHER FILTER COVER – TEARDROP, CUT BACK BLACK – SIDE LOGO

C. SCREAMIN' EAGLE® HEAVY BREATHER FILTER COVER – TEARDROP

Dress up the Heavy Breather Air Cleaner with this radical cover. Manufactured from forged aluminum and precision CNC-machined and polished, these easy-to-install two-piece covers add a rich custom look. Cover is available in mirror-chrome or cut back black finish to match your customizing direction. Kit includes water-repellent rain sock.

Fits Heavy Breather Air Cleaner filter elements (except Compact Heavy Breather P/N 28716-10 or Heavy Breather Elite P/N 29400173 and 29400172). Does not fit with decorative filter end caps.

29400061 Cut Back Black – Side Logo.

28739-10 Cut Back Black – End Logo.

28740-10 Chrome – End Logo.

D. SCREAMIN' EAGLE HEAVY BREATHER FILTER COVER – TWISTED SLOT

Dress up the Heavy Breather Air Cleaner with this radical cover. Manufactured from forged aluminum and precision CNC-machined and polished, these easy-to-install two-piece covers add a rich custom look. Cover is available in mirror-chrome or cut back black finish to match your customizing direction. Kit includes water-repellent rain sock.

Fits Heavy Breather Air Cleaner filter elements (except Compact Heavy Breather P/N 28716-10 or Heavy Breather Elite P/N 29400173 and 29400172). Does not fit with decorative filter end caps.

28742-10 Chrome.

28741-10 Cut Back Black.

E. SCREAMIN' EAGLE HEAVY BREATHER DECORATIVE ENDCAP – WILLIE G SKULL

Add a sinister touch to your Heavy Breather Air Cleaner. Chrome-plated self-adhesive cover features a forward-facing Willie G Skull medallion.

28720-10

Fits models equipped with Screamin' Eagle® Heavy Breather Air Cleaner Kits (except Compact Heavy Breather P/N 28716-10 or Heavy Breather Elite P/N 29400173 and 29400172).

F. SCREAMIN' EAGLE HEAVY BREATHER DECORATIVE MEDALLION

Add the finishing touch to your Heavy Breather Air Cleaner by installing this medallion. Featuring a bright chrome-plated die-cast base and contrasting black inlay with diamond cut "Screamin' Eagle" script. Easy to install.

29017-09

Fits models equipped with Heavy Breather Air Cleaner Kits (except Compact Heavy Breather P/N 28716-10 or Heavy Breather Elite P/N 29400173 and 29400172).



C. SCREAMIN' EAGLE HEAVY BREATHER FILTER COVER – TEARDROP, CHROME



C. SCREAMIN' EAGLE HEAVY BREATHER FILTER COVER – TEARDROP, CUT BACK BLACK



D. SCREAMIN' EAGLE HEAVY BREATHER FILTER COVER – TWISTED SLOT, CHROME



D. SCREAMIN' EAGLE HEAVY BREATHER FILTER COVER – TWISTED SLOT, CUT BACK BLACK



E. SCREAMIN' EAGLE HEAVY BREATHER DECORATIVE ENDCAP – WILLIE G SKULL



F. SCREAMIN' EAGLE HEAVY BREATHER DECORATIVE MEDALLION

Not all products are available in all countries – please consult your dealer for details.

436 SCREAMIN' EAGLE®

Air Cleaner Kits

A. SCREAMIN' EAGLE® PERFORMANCE AIR CLEANER FOR VRSC™ MODELS

This high-flow air cleaner provides the clean stable air the engine needs for maximum performance. The washable filter element does not require oiling.

29793-02C Fits '02-later VRSC™ models.

B. SCREAMIN' EAGLE EVOLUTION 1340 EFI STAGE I PERFORMANCE KIT*

This 50-state street-legal kit increases torque throughout the RPM range, with a 15% increase at the peak. Stage I Kit includes air cleaner and breather kit, and all required hardware. All models require ECM calibration* (*priced separately*). These kits are designed to work with stock mufflers.

29387-97B

Fits '97-'98 Evolution® 1340-equipped EFI models only. Also fits '95-'96 Evolution 1340-equipped EFI models when used with ECM P/N 32423-97B. (Does not fit Twin Cam-equipped models.)

*Recalibration is required for proper installation, and will allow engine to rev to 6000 RPM. See Dealer for details.

C. SCREAMIN' EAGLE SPORTSTER® STAGE I AIR CLEANER KIT – OVAL*

The XL Stage I Air Cleaner Kit provides increased airflow to boost the power of your fuel-injected Sportster® model. The complete kit features a composite air cleaner back plate, air cleaner cover adapter, a high-flow washable synthetic media filter element that does not require oiling, and a breather system that routes gasses and excess oil directly into the intake. Kit also includes cover trim, and all mounting hardware. Street legal when used with stock mufflers. All models require ECM calibration* (*priced separately*).

29782-07

Fits '07-later XL models with stock oval air cleaner cover. XL1200V requires separate purchase of oval air cleaner cover P/N 29084-04DH.

*Recalibration is required for proper installation, and will allow engine to rev to 7000 RPM. See Dealer for details.

D. SCREAMIN' EAGLE SPORTSTER STAGE I AIR CLEANER KIT – ROUND*

The XL Stage I Air Cleaner Kit provides increased airflow to boost the power of your fuel-injected Sportster model. Available with brilliant chrome or gloss black back plate, this Round Air Cleaner transforms the appearance of your Evolution power plant, and allows you to replace the Original Equipment oval air cleaner cover with your choice of accessory round covers. Or choose to flaunt your performance gains with the open element look, finished with custom Air Cleaner Trim from one of the Harley-Davidson® decorative collections. Kit includes one-piece cast back plate, high-flow washable air filter element, and all required hardware. Street legal when used with stock mufflers. Requires ECM calibration* (*priced separately*).

Fits '07-later XL models. Requires separate purchase of a round air cleaner cover, or Twin Cam-style air cleaner trim. Air Cleaners P/N 29400-08, 29153-07, 29417-04, 61400007, 61400009, 61300057 and 27956-10 require separate purchase of Screw P/N 29269-83A. XL1200V requires separate purchase of Gasket P/N 25700127.

29000009A Black.

29000019A Chrome.

*Recalibration is required for proper installation, and will allow engine to rev to 7000 RPM. See Dealer for details.

CAUTION: Dealer installation required – failure to comply may result in a lean fuel condition and severe engine damage.

CAUTION: Harley-Davidson EFI systems will not compensate for any component changes. Do not mill heads or increase compression in any way. Do not use cams other than those supplied in the kit. Do not change kit components. Failure to comply may result in engine damage.



A. SCREAMIN' EAGLE PERFORMANCE
AIR CLEANER FOR VRSC MODELS



B. SCREAMIN' EAGLE EVOLUTION 1340
EFI STAGE I PERFORMANCE KIT



C. SCREAMIN' EAGLE SPORTSTER STAGE I AIR CLEANER KIT – OVAL



D. SCREAMIN' EAGLE SPORTSTER STAGE I AIR
CLEANER KIT – ROUND (BLACK SHOWN)



D. SCREAMIN' EAGLE SPORTSTER STAGE I AIR
CLEANER KIT – ROUND (CHROME SHOWN)

Not all products are available in all countries – please consult your dealer for details.

SCREAMIN' EAGLE® 437

Air Cleaner Kits

E. SCREAMIN' EAGLE® STAGE I AIR CLEANER KIT – TWIN CAM MODELS*

Kit features a one-piece cast back plate with integral breather and mounting brackets for simplified installation, and a "state of the art" synthetic media washable air cleaner element that does not require oiling. If you want more torque from your Twin Cam-equipped model, this kit provides a freer breathing capability to pump-up the power of your EFI-equipped motorcycle. This kit includes air cleaner, breather, and all required hardware. Street legal when used with stock mufflers. All EFI-equipped models require ECM calibration* (priced separately).

*Recalibration is required for proper installation, and will allow engine to rev to 6200 RPM. See Dealer for details. Labor cost not included.

29773-02C

Fits '08-later Softail® and '08-later Dyna® equipped with accessory Air Cleaner Covers (stock on '08 CVO™ Dyna). (FXS, FLS, FLSTSB and '13 FXDB models require separate purchase of Gasket P/N 29591-99 and Screw P/N 29703-00.) Also fits '01-'07 EFI Softail, '02-'07 EFI Touring, '04-'07 EFI Dyna and models equipped with Accessory Air Cleaner Covers. (Stock on '05 FLSTF 15th Anniversary, '05-'07 CVO Softail, '07 CVO Dyna, and '07 CVO Road King® models.) '06-'07 CVO Electra Glide® models require the separate purchase of Air Cleaner Cover P/N 29121-07. Air Cleaner Trim is sold separately.

29400129

Fits '14 Touring and Trike models with Original Equipment 50mm Throttle Body.

29260-08

Fits '08-13 Touring and Trike models with Original Equipment 50mm Throttle Body. '08-later CVO models require separate purchase of Air Cleaner Cover P/N 29121-07.

29489-99C

Fits '99-'01 fuel-injected Touring models.

29406-08

Fits '08-later Dyna models with Original Equipment Teardrop Air Cleaner Cover.

F. SCREAMIN' EAGLE AIR CLEANER RAIN SOCK

Add the open-element look to your Screamin' Eagle Stage-style Air Cleaner. This easy-to-install kit allows you to replace the traditional Original Equipment air cleaner cover with custom inserts from one of the H-D® Decorative Collections. Kit includes a breathable mesh cover with classic Bar & Shield logo that stretches over the filter to maximize airflow while protecting the exposed element from the rain. Fits traditional cone-shaped air cleaner elements featured in many Screamin' Eagle Twin Cam Stage Kits.

28728-10

Fits Screamin' Eagle Air Cleaner Kits P/N 29773-02C, 29260-08, 29000009 and 29000019.



E. SCREAMIN' EAGLE STAGE I AIR CLEANER KIT – MULTI-FIT (29773-02C SHOWN)



E. SCREAMIN' EAGLE STAGE I AIR CLEANER KIT (29400129 SHOWN)



E. SCREAMIN' EAGLE STAGE I AIR CLEANER KIT (29260-08 SHOWN)



E. SCREAMIN' EAGLE STAGE I AIR CLEANER KIT – '08-LATER DYNA (29406-08 SHOWN)



F. SCREAMIN' EAGLE AIR CLEANER RAIN SOCK (SHOWN WITH #1 SKULL AIR CLEANER TRIM)

Not all products are available in all countries – please consult your dealer for details.

438 SCREAMIN' EAGLE®

Air Cleaner Kits

A. SCREAMIN' EAGLE® AIR CLEANER INSERT

Dress your factory air cleaner cover with a diamond cut Screamin' Eagle® medallion. Lock patch holds the medallion firmly in place, and is easy to remove for access to the air cleaner hardware.

61300299

Fits '14 Touring and Trike models (except CVO) equipped with Original Equipment air cleaner cover.

B. SCREAMIN' EAGLE AIR CLEANER TRIM RING

Dress your air cleaner in the traditional H-D® orange and black. Easy-to-install trim ring features brilliant orange Screamin' Eagle script and Harley-Davidson lettering set against a gloss black background. Self adhesive backing.

29503-07

Fits '07-'13 Touring and '07-later Softail® (except FXS and FLSTSB) and '07 Dyna® models equipped with Original Equipment air cleaner cover.

C. SCREAMIN' EAGLE ACCESSORY COLLECTION

Add style to your motorcycle with these Screamin' Eagle accessories, and proclaim you're serious about performance.

1. Oval Air Cleaner Insert

Fits '66-'03 XL models.

29382-97A Black on Silver.

29383-97A Silver on Black.

2. Air Cleaner Insert

Fits '84-'99 Evolution® 1340-equipped models.

29619-99 Silver on Black.

3. Air Cleaner Insert

Fits '99-'06 Twin Cam-equipped models.

29620-99 Black on Silver.

29567-99 Silver on Black.

D. SCREAMIN' EAGLE AIR CLEANER BACK PLATE KITS

Finished in brilliant chrome or wrinkle black, these replacement back plates complement the finish of your engine. Cast back plate design features integral breather and mounting brackets for simplified installation.

Fits models equipped with Screamin' Eagle Stage Kits or High-Flow Air Cleaner Kits. Installation may require separate purchase of (2) O-Ring P/N 11292, (2) Breather Tube P/N 29557-05, and (2) Breather Screw P/N 29465-99. See your Dealer for details.

Fits '99-later Softail (except '11-later CVO™ Softail) '02-'07 Touring and '99-'07 Dyna models.

29510-05 Chrome.

29586-06 Wrinkle Black.

Fits '08-later Dyna models with Original Equipment Teardrop Air Cleaner Cover.

29170-08 Chrome.

29119-08 Wrinkle Black.

Fits '08-later Touring models.

29624-08 Chrome.

29319-08 Wrinkle Black.



A. SCREAMIN' EAGLE AIR CLEANER INSERT



B. SCREAMIN' EAGLE AIR CLEANER TRIM RING



C. SCREAMIN' EAGLE ACCESSORY COLLECTION



D. SCREAMIN' EAGLE AIR CLEANER BACK PLATE KITS

Not all products are available in all countries – please consult your dealer for details.

NEW

SCREAMIN' EAGLE® 439

Air Cleaner Kits

E. SCREAMIN' EAGLE® HIGH-FLO K&N® AIR FILTER ELEMENT

K&N® replacement air filters are engineered to improve airflow for increased horsepower and quicker acceleration. K&N filters provide excellent filtration, and because they are washable and reusable, you can clean the filter whenever conditions demand. Designed as direct replacements for specified fitments.

NOTE: These washable and rechargeable filters use a special coating to help filter fine particles from the incoming air. With time, the oil in the filter will dissipate and the element will begin to turn gray. Clean the surface and renew the original red color with an application of K&N Air Filter Care products.

1. 29400020 Stage I-Multi-fit.
Fits '07-later XL, '00-later Softail®, '99-'07 Dyna®, and '99-'07 Touring models equipped with Stage I Air Cleaner Kit P/N 29000009, 29000019, 29773-02C or 29440-99D. Replacement for P/N 29442-99E.

2. 29400021 Stage I-Dyna.
Fits '08-later Dyna models equipped with Stage I Air Cleaner Kit P/N 29406-08. Replacement for P/N 29385-08.

3. 29400019 Stage I-Touring.
Fits '08-later Touring and Trike models equipped with Stage I Air Cleaner Kit P/N 29260-08. Replacement for P/N 29244-08.

4. 29400065 Extreme Billet.
Fits models equipped with Extreme Billet Agitator and Chisel Air Cleaner Kits.

5. 29400109 Burst Collection.
Fits '08-later Touring and Trike models equipped with Burst Collection Air Cleaner Kits.

6. 29400026 Stage I-XL.
Fits '88-later XL models equipped with High-Flow Air Cleaner Kit P/N 29042-04C or 29066-03B. Replacement for P/N 29044-04B.

7. 29400022A Ventilator-Multi-fit.
Fits models equipped with Ventilator and Extreme Billet Ventilator Performance Air Cleaner Kits. Replacement for P/N 29670-09.

8. 29424-05A Heavy Breather-Multi-fit.
Fits '91-later XL, '99-later Dyna, '00-later Softail and '99-'07 Touring models equipped with Heavy Breather Kit P/N 29098-09, 29299-08, 29080-09 or 29264-08.

8. 29702-08A Heavy Breather-Touring.
Fits models equipped with Heavy Breather Kit P/N 29006-09B, 29253-08B, 29000065, or 29400105.

9. 28714-10 Heavy Breather-Compact Touring.
Fits '08-later Touring models equipped with Compact Heavy Breather Kit P/N 28716-10A.

10. 29400141
Fits models equipped with Screamin' Eagle® Heavy Breather Elite Performance Air Cleaner Kit P/N 29400172 and 29400173.

F. K&N AIR FILTER CARE PRODUCTS

Clean and restore the original performance of K&N air filter elements. The washable and rechargeable filters use a special coating to help filter fine particles from the incoming air. With time, the oil in the filter will dissipate and the element will begin to turn gray. Clean the surface and renew the original red color with an application of K&N Air Filter Care products.

K&N AIR FILTER CARE SERVICE KIT

99850-92T

Complete kit to clean and re-oil K&N-type air filters. Includes one 12 oz bottle Air Filter Cleaner and one aerosol Air Filter Oil.

K&N AIR FILTER OIL

99882-88T 12 oz Aerosol.

K&N POWER KLEEN AIR FILTER CLEANER

93600004 32 oz with Sprayer.

E. SCREAMIN' EAGLE HIGH-FLO K&N AIR FILTER ELEMENT



F. K&N AIR FILTER CARE
SERVICE KIT



F. K&N AIR FILTER OIL



F. K&N POWER KLEEN AIR
FILTER CLEANER

Not all products are available in all countries –
please consult your dealer for details.

440 SCREAMIN' EAGLE®

MORE THAN JUST HOT AIR

The sound of a Harley-Davidson® motorcycle grabs the heart and moves the soul. The complete line of Screamin' Eagle® Street Performance Mufflers is tuned to enhance the bass notes, and deliver a rich melodic tone from idle to wide-open throttle. These stylish slip-on mufflers produce real-world performance improvements, while maintaining EPA-approved sound levels.

POWER VS. NOISE



A loud exhaust system doesn't mean improved performance. Screamin' Eagle® Street Performance Mufflers are designed to significantly increase airflow and add torque and horsepower you can feel with a twist of the throttle. Engineered to deliver where it counts — during a roll-on pass or on a long run up a steep grade — all street-legal Harley-Davidson® exhaust systems carry the EPA stamp.

The "Room" — a silent chamber lined with perforated sheet metal and 50,000 pounds of fiberglass acoustic wedges — uses a wide array of microphones to get precise readings of drive-by noise. This is the room that creates that world-famous Harley-Davidson sound.

STREET CANNON TOURING MUFFLERS
shown with Slash Cut End Caps

NIGHTSTICK MUFFLERS
available for Dyna® Switchback and Touring models

STREET CANNON SPORTSTER® MUFFLERS
shown with Jet Black End Caps

*Not all products are available in all countries —
please consult your dealer for details.*

NEW

SCREAMIN' EAGLE® 441

Sportster® Exhaust



A. SCREAMIN' EAGLE JET BLACK HEADER PIPES – '14 MODEL SHOWN

A. SCREAMIN' EAGLE® JET BLACK HEADER PIPES

Hide the blue. These Original Equipment-style Header Pipes have been finished with a unique jet black heat resistant coating, and are a great accent to both chrome and black Buckshot exhaust shields. When exposed through the holes in the Buckshot shields, the black header pipe provides a sinister accent and hides the heat-tempered finish of the typical exhaust pipe. Easy to install using factory mounting hardware, the kit includes front and rear header pipe.

65600155

Fits '14 XL models.

80887-10

Fits '04-'13 XL models.

B. SCREAMIN' EAGLE BUCKSHOT EXHAUST SHIELD KIT

These custom shields feature a perforated "Buckshot" design that exposes the head pipe for a raw, rebellious look. Available in your choice of finishes, these exhaust shields are a perfect match for Original Equipment or Screamin' Eagle® mufflers, and provide a consistent look from front to back. Manufactured to Original Equipment standards for exacting fit, the easy-to-install kit includes front and rear head pipe shields.

Fits '14 XL models.

65400137 Jet Black.

65400143 Chrome.

Fits '04-'13 XL models.

64601-10 Chrome.

64924-09 Jet Black.

64900128 Brushed Nickel.

C. SCREAMIN' EAGLE MUFFLER SHIELDS

Styled to complement the ballistic inlet shape of the Screamin' Eagle Street Performance Slip-On Mufflers. The rear shield features a deep embossed "Screamin' Eagle" signature script. Available in chrome, jet black and brushed nickel. Easy-to-install kit includes front and rear shields and mounting hardware.

Fits '07-later XL, Dyna® (except '08-later FXDF, FLD and '10-later FXDWG) and Softail® models equipped with Screamin' Eagle Street Performance Mufflers.

65400078 Jet Black.

65400079 Brushed Nickel.

NEW



A. SCREAMIN' EAGLE JET BLACK HEADER PIPES – '14 MODELS



A. SCREAMIN' EAGLE JET BLACK HEADER PIPES – '04-'13 MODELS

NEW



B. SCREAMIN' EAGLE BUCKSHOT EXHAUST SHIELD KIT – CHROME

NEW



B. SCREAMIN' EAGLE BUCKSHOT EXHAUST SHIELD KIT – JET BLACK



B. SCREAMIN' EAGLE BUCKSHOT EXHAUST SHIELD KIT – BRUSHED NICKEL



C. SCREAMIN' EAGLE MUFFLER SHIELDS

NOTE: Due to increased diameter of these mufflers some realignment of head pipes is usually required. It is recommended to replace exhaust port gaskets, P/N 65324-83A (stock) or P/N 17048-98 (performance), to avoid tendency of head pipes to return to original position when re-tightened.

NOTE: There is no warranty on exhaust pipes and mufflers with regard to any discoloration. Blueing is caused by tuning characteristics, cam timing, carburetor jetting, over-heating, etc. and is not caused by defective manufacturing.

Not all products are available in all countries – please consult your dealer for details.

442 SCREAMIN' EAGLE®

Dyna® Exhaust

A. SCREAMIN' EAGLE® EXHAUST SHIELD KIT – DYNA® SHORTY DUAL

Extend the custom look along the bike's entire profile. These formed steel exhaust shields are available in your choice of unique jet black ceramic or warm brushed nickel finish that complements jet black Screamin' Eagle® Street Performance Slip-On Mufflers. Both finishes have survived stringent Harley-Davidson testing for durability and corrosion resistance. Manufactured to Original Equipment standards for exact fit, the easy-to-install kit includes front and rear head pipe shields.

Fits '06-later FXD, FXDB, FXDC, FXDL and '06-'08 FXDWG models with shorty dual exhaust.

80821-10	Jet Black.
64900127	Brushed Nickel.

B. SCREAMIN' EAGLE EXHAUST SHIELD KIT – DYNA STAGGERED DUAL

Add a custom touch to your ride. These formed steel exhaust shields are available in your choice of tough jet-black ceramic or unique electroless nickel plated finish that looks just right when paired with Jet Black Screamin' Eagle Street Performance Slip-On Mufflers. The warm look of the nickel complements both bright and satin paint colors and the jet-black coating adds a sinister look to your bike's profile. The slotted "tommy gun" cutouts expose the head pipe for a raw, rebellious attitude. Manufactured to Original Equipment standards for exact fit, this easy-to-install kit includes front and rear head pipe shields.

Fits '08-later FXDF and '10-later FXDWG models with forward controls.

65247-09	Jet Black.
64900129	Brushed Nickel.

C. SCREAMIN' EAGLE EXHAUST SHIELD KIT – DYNA 2-INTO-1

Extend the blacked-out look along the bike's entire profile. These formed steel exhaust shields feature a unique jet black ceramic coating that complements the jet black Screamin' Eagle Street Performance Slip-On Mufflers. The jet black coating maintains its uniform black finish, and has survived stringent Harley-Davidson testing for durability and corrosion resistance. Manufactured to Original Equipment standards for exacting fit, the easy-to-install kit includes front and rear head pipe shields.

65400088	Jet Black.
Fits '12-later FLD models.	

D. SCREAMIN' EAGLE MUFFLER SHIELDS

Styled to complement the ballistic inlet shape of the Screamin' Eagle Street Performance Slip-On Mufflers. The rear shield features a deep embossed "Screamin' Eagle" signature script. Available in chrome, jet black and brushed nickel. Easy-to-install kit includes front and rear shields and mounting hardware.

Fits '07-later XL, Dyna (except '08-later FXDF, FLD and '10-later FXDWG) and Softail® models equipped with Screamin' Eagle Street Performance Mufflers.

65400078	Jet Black.
65400079	Brushed Nickel.



A. SCREAMIN' EAGLE EXHAUST SHIELD KIT – DYNA SHORTY DUAL



B. SCREAMIN' EAGLE EXHAUST SHIELD KIT – DYNA STAGGERED DUAL



C. SCREAMIN' EAGLE EXHAUST SHIELD KIT – DYNA 2-INTO-1



D. SCREAMIN' EAGLE MUFFLER SHIELDS



E. SCREAMIN' EAGLE FAT EXHAUST HEAT SHIELD KIT – CHROME



E. SCREAMIN' EAGLE FAT EXHAUST HEAT SHIELD KIT – JET BLACK

SCREAMIN' EAGLE® 443

Softail® Exhaust

E. SCREAMIN' EAGLE® FAT EXHAUST SHIELD KIT

These Fat Exhaust Shields transform your bike into a bruiser by giving the head pipes a thick and muscular appearance. This kit replaces the stock header heat shields with a large diameter version that blends with the outer diameter of the muffler, giving the appearance of a larger exhaust system without compromising sound or performance. This easy-to-install kit includes front and rear heat shields.

Fits '07-later FXS, FLSTF and FLSTFB models.

65400001 Chrome.

65400082 Jet Black.

F. SCREAMIN' EAGLE EXHAUST SHIELD KIT – SOFTAIL®

Extend the blacked-out look along the bike's entire profile. These formed steel exhaust shields feature a unique jet black ceramic coating that complements the jet black Screamin' Eagle® Street Performance Slip-On Mufflers. The jet black coating maintains its uniform black finish, and has survived stringent Harley-Davidson testing for durability and corrosion resistance. Manufactured to Original Equipment standards for exacting fit, the easy-to-install kit includes front and rear head pipe shields.

1. 80817-10A Jet Black.

Fits '07-later FLSTF, FLSTFB, FXS and FXSTD models equipped with shotgun exhaust.

2. 80829-10A Jet Black.

Fits '07-later FLS, FLSTSB and FLSTN models.

3. 80824-10 Jet Black.

Fits '10-'11 FXST and FXSTC models equipped with shorty dual exhaust.

4. 80818-10 Jet Black.

Fits FXSB, FXSBSE, '08-'11 FXCW and FXCWC models equipped with shorty dual exhaust.



F. SCREAMIN' EAGLE EXHAUST SHIELD KIT – SOFTAIL

Not all products are available in all countries – please consult your dealer for details.

444 SCREAMIN' EAGLE®

Touring Exhaust

A. SCREAMIN' EAGLE® LASER EXHAUST SHIELD KIT

Show-winning style. This kit replaces the factory exhaust shields with a unique and attention-getting design. The shields feature laser cut openings that are filled with tightly-woven mesh that delivers a modern high performance look. Available in chrome or jet black ceramic, the finish is a perfect match for Original Equipment or Screamin' Eagle® mufflers. The easy-to-install kits include front and rear header shield and collector shield.

Fits '09-later Touring and Trike models (except '10 FLHX and FLTRX).

65400064 Chrome with Chrome Screens.

65400117 Jet Black with Stainless Steel Screens.

B. SCREAMIN' EAGLE EXHAUST SHIELD KIT – TOURING

Available for 2-into-1 and 2-into-2 exhaust systems, these formed steel exhaust shields feature a unique jet black ceramic coating that complements the jet black Screamin' Eagle Street Performance Slip-On Mufflers. The jet black coating maintains its uniform black finish, and has survived stringent Harley-Davidson testing for durability and corrosion resistance. Manufactured to Original Equipment standards for exacting fit, the easy-to-install kit includes front and rear head pipe shields.

1. 64981-09 Jet Black 2-into-2 Exhaust.

Fits '09-later Touring and Trike models (except '10 FLHX and FLTRX).

2. 66906-10 Jet Black 2-into-1 Exhaust.

Fits '10 FLHX and FLTRX models with Original Equipment 2-into-1 exhaust.




A. SCREAMIN' EAGLE LASER EXHAUST SHIELD KIT – CHROME WITH CHROME SCREENS



A. SCREAMIN' EAGLE LASER EXHAUST SHIELD KIT – CHROME WITH CHROME SCREENS



A. SCREAMIN' EAGLE LASER EXHAUST SHIELD KIT



B. SCREAMIN' EAGLE EXHAUST SHIELD KIT – TOURING

Not all products are available in all countries – please consult your dealer for details.

FINISH LINE OR FINISHING TOUCH

From heavy-duty internal engine and drive-line components to specialty tools and cosmetic accessories, Screamin' Eagle® can supply everything you need to build a reliable, street legal, high-performance engine.

SCREAMIN' EAGLE® ENGINE COMPONENTS

Increased engine power and higher rev limits increase the stresses placed on other components. To maximize your engine's potential and help ensure its long-term health, remember to add high performance rocker arms, valve springs and cylinder studs into the mix. And performance clutches and drive-line components make sure you get all that power to the ground.



STAGE KITS
PG 447



CAMS
PG 452



ENGINE COMPONENTS
PG 454



EFI TUNER
PG 446



IGNITION
PG 462



TRANSMISSION &
CLUTCH COMPONENTS
PG 457



FACTORY REPLACEMENT ENGINES

Complete engines are available directly from the factory. Manufactured to the latest specifications, these engines are drop-in replacements for the specified model. For more details, visit www.harley-davidson.eu/mydreamharley



PG 464

Not all products are available in all countries – please consult your dealer for details.

SPECIALTY TOOLS

Grab a helping hand. Screamin' Eagle Specialty Tools are designed to simplify complex engine assembly tasks.



PG 794

446 SCREAMIN' EAGLE®

Street Tuner

SCREAMIN' EAGLE® STREET PERFORMANCE TUNER KIT

The Screamin' Eagle® Street Performance Tuner is designed to simplify management of street legal performance calibrations as EPA/CARB-compliant performance modifications are made. Once installed, the kit will allow you to upload the latest ECM calibrations for your bike's legal state-of-tune. Start with a high-flow air cleaner and Street Performance mufflers, and upload the calibration that provides the best performance mix. Add a Big Bore Stage I or Stage II Kit later, and simply download the proper ECM calibration to match the model and hardware. Plus, you have online access to the latest factory calibrations.

The kit includes the Vehicle Communications Interface (VCI) module with on-board memory that can record up to 15 minutes of run-time data. The module will store information on up to 27 variables that can be downloaded to your PC via an optional USB cable, allowing the rider or technician to view and evaluate engine operating parameters. With the included software, you can download and view the bike's air/fuel ratio, O2 sensor readings, engine speed and temperature, RPM and vehicle speed, throttle position, spark advance, and many more performance characteristics. The VCI will also record and display service codes for troubleshooting and diagnostics.

The Street Tuner software includes impressive features:

- Smart Tune Live – a dynamic and visual method to track and capture engine data simply by running the vehicle through a range of RPM and Throttle Positions. This feature reduces the time to modify existing VE (Volumetric Efficiency) tables which are then analyzed and tuned. Smart Tune Live works on models with factory-installed O2 sensors only.
- Interpolation of missing data derived from recordings, which reduces analysis time by automatically generating data that might be missed in the recording process.
- Viewable data meters doubled from 4 to 8 allowing users to monitor more real-time data. Users can now save and restore data meter configurations which are viewable in both traditional data modes and the new Smart Tune Live.
- Increased sampling rate to take advantage of the faster ECM data speeds found on select '11-later models (CAN protocol).
- Revised tuning tree with intuitive double click features.

NOTE: Street Tuner permits limited tunability within the emissions range to optimize drivability without compromising emission levels. It also features expanded tuning options outside of the emissions range to optimize performance.

41000008B

For use with '07-'13 EFI Dyna®, Softail® and Touring models (except Trike). Model year '14 pending regulatory approval.

Also available:

SCREAMIN' EAGLE TUNER CABLE KIT

Cable kit provides all necessary connections between motorcycle, VCI, and computer, and permits downloading calibrations with the Street Tuner and Super Tuner software. Kit includes two cables; computer USB to VCI box, and VCI box to vehicle.

32184-08A

For use with '01-later EFI XL and XR, '02-'13 EFI Touring and Trike, '01-later VRSC™, and '01-'11 EFI Dyna, and '01-'10 EFI Softail models. Also fits VRXSXE Destroyer race bikes.

41000018

For use with '14 Touring, '11-later Softail models and '12-later Dyna models.



SCREAMIN' EAGLE STREET PERFORMANCE TUNER KIT – SOFTWARE



SCREAMIN' EAGLE STREET PERFORMANCE TUNER VCI MODULE



SCREAMIN' EAGLE TUNER CABLE

SCREAMIN' EAGLE® 447

XL Stage Kits

SCREAMIN' EAGLE® SPORTSTER® 883CC TO 1200CC STAGE I CONVERSION KIT*

Make your Iron 883™ roar. This complete conversion kit will alter the personality of your 883-equipped Sportster® model. Designed to bring your XL883 model up to XL1200 specifications, this kit includes Sportster Stage I Air Cleaner Kit, XL1200 Cylinder Heads, and XL1200 Cylinders and Pistons. Kit includes cylinders and cylinder heads. No case machining is required for installation. Street legal when used with stock mufflers. All models require ECM calibration* (priced separately).

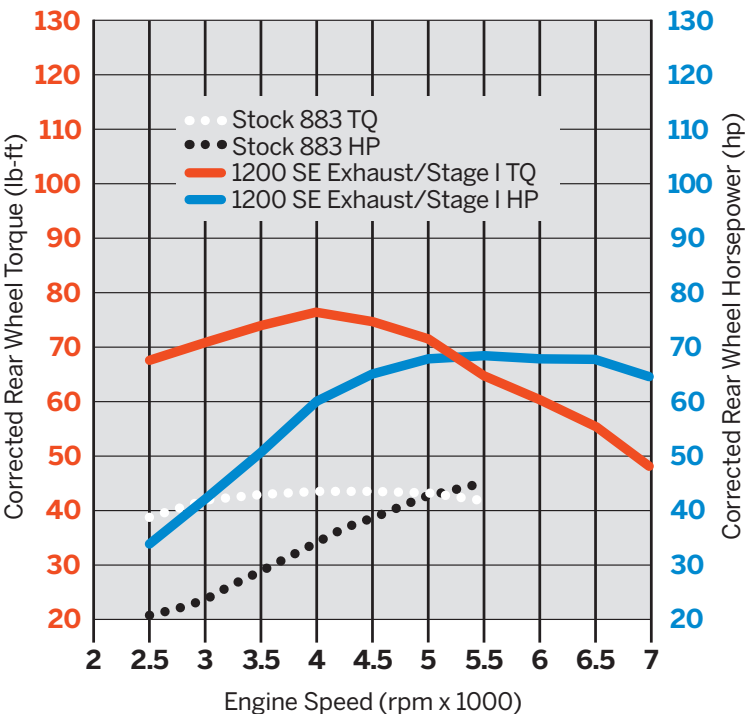
29784-07 Black Highlighted.
Fits '07-later XL883 models.

30003-10 Black Non-Highlighted.
Fits '08-later XL883 models.

*Recalibration is required for proper installation, and will allow engine to rev to 7000 RPM. See Dealer for details. Labor cost not included.



Sportster 883cc Stock vs. 1200cc Stage I Kit
(Shown with SE Performance Mufflers)



**SCREAMIN' EAGLE SPORTSTER 883CC TO 1200CC STAGE I
STREET LEGAL CONVERSION KIT**

Not all products are available in all countries –
please consult your dealer for details.

448 SCREAMIN' EAGLE®

Twin Cam Stage Kits

SCREAMIN' EAGLE® BIG BORE STAGE I KIT FOR EFI MODELS – 103 CUBIC INCHES*

This Big Bore Kit lets you increase the displacement of your Twin Cam 96™ engine-equipped model from 96 cubic inches (1584cc) to 103 cubic inches (1690cc). Includes Big Bore cylinders, Big Bore flat top piston assemblies and a Stage I Air Cleaner Kit with one-piece back plate, integral breathers, all mounting hardware, and gaskets. A high-performance clutch spring is included to provide the additional clutch capacity required by the extra torque. Requires separate purchase of primary cover gasket. This kit is street legal when used with stock mufflers. (Not all components shown.) All EFI-equipped models require ECM calibration* (*priced separately*).

*Recalibration is required for proper installation, and will allow engine to rev to 6200 RPM. See Dealer for details. Labor cost not included.

29903-07A Black Highlighted.
Fits all '07 Twin Cam and '08-later Softail® models equipped with a Twin Cam 96 engine.*

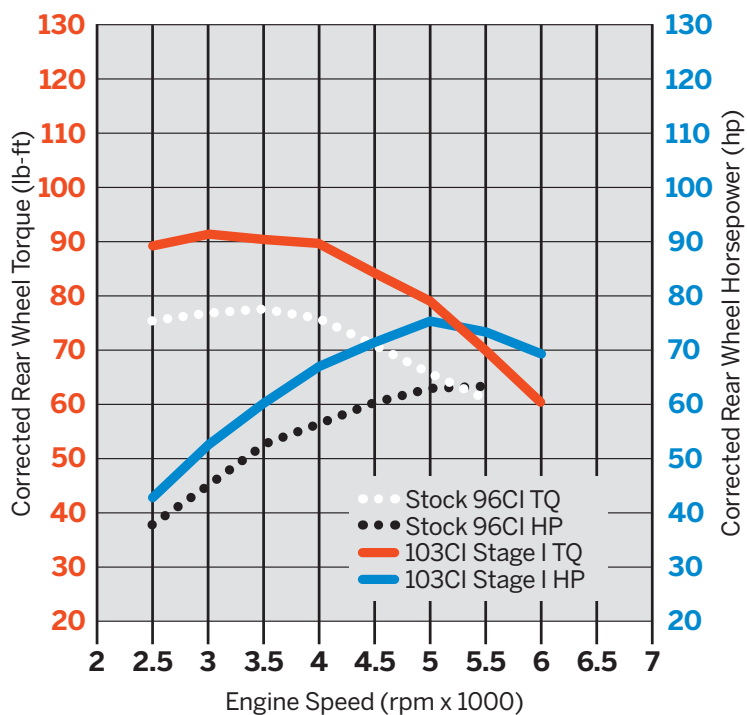
27535-08 Black Highlighted.
Fits '08-later Dyna® models equipped with a Twin Cam 96 engine.*

27539-08A Black Highlighted.
Fits '08-'11 Touring models equipped with a Twin Cam 96 engine.

NOTICE: Installation of automatic or manual compression releases on large displacement engines is highly recommended.



Twin Cam 96 Stock vs. 103CI Stage I Kit



SCREAMIN' EAGLE BIG BORE STAGE I KIT FOR EFI MODELS – 103 CUBIC INCHES

Not all products are available in all countries – please consult your dealer for details.

SCREAMIN' EAGLE® 449

Twin Cam Stage Kits



SCREAMIN' EAGLE® BIG BORE STAGE II KIT FOR EFI MODELS – 103 CUBIC INCHES*

The Stage II Big Bore Kit provides the parts you need to increase the horsepower of your EFI-equipped model. The kit increases the displacement of your Twin Cam-equipped model from 96 cubic inches (1584cc) to 103 cubic inches (1690cc). Includes Stage II (SE-255) cams, Big Bore cylinders, Big Bore flat top pistons, rings, pins, clips, and a Stage I Air Cleaner Kit with one-piece back plate, integral breathers, all mounting hardware, and gaskets. Also includes a high performance clutch spring. Separate purchase of cam spacers is recommended. Requires separate purchase of primary cover gasket. Not all components shown. California kits are street legal on California pollution controlled vehicles when used with Original Equipment mufflers. All EFI-equipped models require ECM calibration* (*priced separately*).

*Recalibration is required for proper installation, and will allow engine to rev to 6200 RPM. See Dealer for details. Labor cost not included.

Fits 50-state '10-later Softail® models equipped with a Twin Cam 96™ engine. Also fits '08-'09 California Softail models.*

27543-08 Black Highlighted.

16500046A Black Non-Highlighted.

Fits 50-state '10-'11 Touring models equipped with Twin Cam 96 engine. Also fits '08-'09 California Touring models. '10 FLHX and FLTRX models require separate purchase of 2-into-2 Head Pipe and mufflers.

27557-08 Black Highlighted.

Fits 50-state '10-later Dyna® models equipped with a Twin Cam 96 engine. Also fits '08-'09 California Dyna models (except FXDF and FXDWG).*

27545-08 Black Highlighted.

Fits 49-state '09 Touring models (except Trike). Not street legal in California.* Kit includes catalyst head pipe.

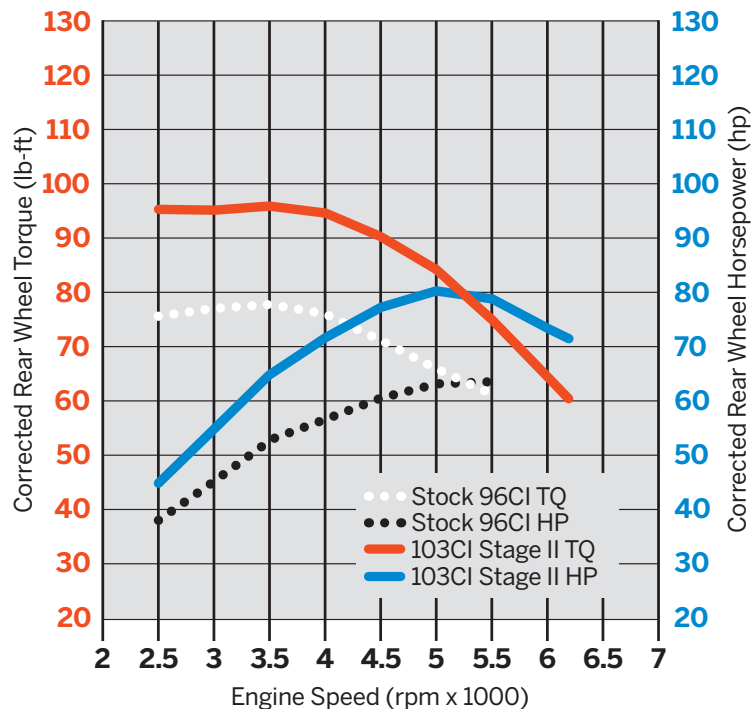
27564-09A Black Highlighted.

NOTICE: Installation of automatic or manual compression releases on large displacement engines is highly recommended.

When installed by an authorized Harley-Davidson® Dealer at the time of vehicle delivery, these kits do not impact the vehicle's limited warranty.

NOTE: Installation of a California performance kit onto a 49-state model motorcycle, or a 49-state performance kit onto a California model motorcycle will void manufacturers warranty, as it will not result in a street legal configuration.

Twin Cam 96 Stock vs. 103CI Stage II Kit



SCREAMIN' EAGLE BIG BORE STAGE II KIT FOR EFI MODELS – 103 CUBIC INCHES

Not all products are available in all countries – please consult your dealer for details.

450 SCREAMIN' EAGLE®

Twin Cam Stage Kits

SCREAMIN' EAGLE® STREET PERFORMANCE BIG BORE STAGE 4 KIT – 103 CUBIC INCHES

This Street Performance kit provides the maximum horsepower output for a legal 103 Kit that will maintain the factory warranty. This kit includes Screamin' Eagle® CNC Ported Factory Cylinder heads, 58mm ETC throttle body, SE-259E cams, 10.5 to 1 compression pistons, Perfect-Fit pushrods, Screamin' Eagle clutch spring, and all required engine gaskets. This Street Performance Kit produces 103 hp and 110 lbs-ft of torque. All EFI-equipped models require ECM calibration* (priced separately).

*Recalibration is required for proper installation, and will allow engine to rev to 6200 RPM. See Dealer for details. Labor cost is not included.

92500011 Black Highlighted.

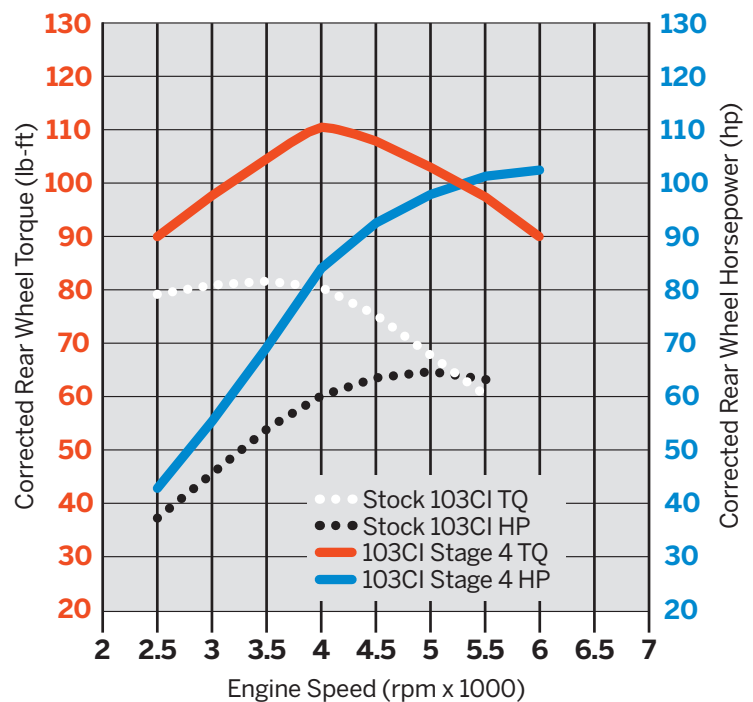
Fits 50-state '10-later Touring models (except Trike and '14 models with Twin-Cooled™ engines) equipped with a Twin Cam 103™ engine. Fits 49-state '10-'11 Touring models equipped with a Twin Cam 96™ engine with separate purchase of Screamin' Eagle 3-7/8" Big Bore Cylinder Kit. '10 FLHX and FLTRX requires dual exhaust.

NOTICE: Installation of automatic or manual compression releases on large displacement engines is highly recommended.

When installed by an authorized Harley-Davidson® Dealer at the time of vehicle delivery, these kits do not impact the vehicle's limited warranty.



Twin Cam 103 Stock vs. 103ci Street Stage 4 Kit



SCREAMIN' EAGLE STREET LEGAL BIG BORE STAGE 4 KIT – 103 CUBIC INCHES

Not all products are available in all countries – please consult your dealer for details.

SCREAMIN' EAGLE® 451

Twin Cam Stage Kits



*Recalibration is required for proper installation, and will allow engine to rev to 5600 RPM. See Dealer for details. Labor cost not included.

When installed by an authorized Harley-Davidson® Dealer at the time of vehicle delivery, these kits do not impact the vehicle's limited warranty.

NOTE: Installation of a California performance kit onto a 49-state model motorcycle, or a 49-state performance kit onto a California model motorcycle will void manufacturers warranty, as it will not result in a street legal configuration.

SCREAMIN' EAGLE® 110 CUBIC INCH STAGE I KIT FOR EFI MODELS*

Bring your Twin Cam motorcycle up to the same displacement and power output as the CVO™ Screamin' Eagle® models – a gigantic 1800cc's. This street legal kit combines all the proven components of the CVO Screamin' Eagle models – the 4" Big-Bore forged pistons and cylinders, SE-255 camshafts, and cylinder heads with automatic compression release. The Screamin' Eagle cylinder heads and forged piston combination offers a 9.3:1 compression ratio for easy starting. The cylinder heads also prominently feature the "Screamin' Eagle 110 medallion. Kit includes all required gaskets (except primary cover and transmission interface gasket) and hardware to complete the installation. Installation requires case boring. Professional installation recommended. Separate purchase of cam spacers is recommended. Requires separate purchase of appropriate Automatic Compression Release Wiring Harness. All EFI-equipped models require ECM calibration* (priced separately).

27501-10A Black Highlighted.

Fits 50-state '10-later Touring models (except Trike and '14 models with Twin-Cooled™ engines). Kit includes CVO Air Cleaner Backplate. '10 FLHX and FLTRX models require separate purchase of 2-into-2 Head Pipe Kit and Mufflers. '11-later Touring models require installation of CVO Mufflers P/N 64768-09A and 64769-09A.

92500020

Fits 50-state '14 FLHTCU and FLHTK models with Twin-Cooled™ engines.

27508-11 Black Highlighted.

Fits '11-later Softail® models (except FLS, FLSTN and FLSTSB). Requires separate purchase of Screamin' Eagle high flow air cleaner and ACR Harness P/N 70623-11.

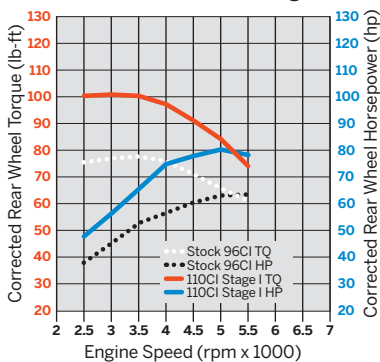
27505-10A Black Highlighted.

Fits 50-state '11-later Dyna® models equipped with Shorty Dual Exhaust. Installation requires separate purchase of Muffler P/N 64895-10 (Qty. 2). Fits 50-state '10-later FXDF and FXDWG models. Requires separate purchase of Mufflers P/N 65884-09 and 65886-09. Kit includes chrome Heavy Breather Air Cleaner Kit.

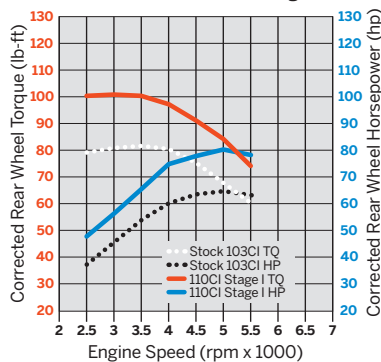
29866-07B Black Highlighted.

Fits '07-'13 HDI Touring models, '07-'09 HDI Dyna models, and '07-'09 HDI FLSTF and '07 HDI FXSTD Softail models. Street legal on HDI-configured models when installed with Original Equipment air cleaner and exhaust. '11-'13 later Touring models require separate purchase of Ventilator Air Cleaner and CVO mufflers P/N 64768-09A and 64769-09A.

Twin Cam 96™ Stock vs. 110CI Stage I Kit



Twin Cam 103 Stock vs. 110CI Stage I Kit



SCREAMIN' EAGLE 110 CUBIC INCH STAGE I KIT FOR EFI MODELS

Not all products are available in all countries – please consult your dealer for details.

452 SCREAMIN' EAGLE®

Performance Cams

CHOOSING CAMSHAFTS

Camshafts are a fundamental ingredient in the performance recipe, because they control the timing and duration of all major engine events. They are the primary means by which you can tune your engine's horsepower and torque output. Every cam has unique lift and overlap performance characteristics, which means you need to select cams based on exactly the kind of power you're looking for.

While hot cams, higher-flowing cylinder heads and a free-flowing exhaust system will move the peaks higher up the rpm band, conservative cams may feel stronger to a street rider because the maximum torque occurs at lower rpm. The experts at your Harley-Davidson® dealer have the knowledge, skill and experience to recommend the optimum cam specifications for your riding demands.

SCREAMIN' EAGLE® TWIN CAM PERFORMANCE CAMS

Kits include front and rear cams. Splined rear cam is included for exceptional load handling capability. Gaskets and bearings not included. Dealer installation is recommended, and special tools are required for proper installation. All EFI models require ECM calibration.

SE-204 Cam Kit

This midrange torque bolt-in cam produces peak horsepower around 5800 RPM and installation does not require any headwork or performance valve springs. Should be used in conjunction with open intake and exhaust.

25464-06

SE-254E Cam Kit

This cam provides great low end torque along with good midrange. A good "all-around" cam, the SE-254E is a good match for a light Touring bike – Road King®, Street Glide® or Road Glide® Custom – when the aggressive rider desires a little more top-end horsepower. In a 0-60 sprint or ¼ mile drag race, the SE-254E-equipped model would pull ahead of an identical model with an SE-255 cam.

25503-10

Street legal on '11-'13 103CI Touring models.

SE-255 Cam Kit

The ultimate in torque cams, this cam offers substantial increase in low end torque for engines up to 110 cubic inches with compression ratios up to 10 to 1. The low end torque increases are great for heavy bikes or for the person who routinely shifts below 4500 RPM and wants the power available to pass without downshifting. The cam still makes peak power above 5000 RPM so people with lighter bikes will enjoy the torque increases without feeling like the bike runs out of air at higher engine speeds.

25638-07

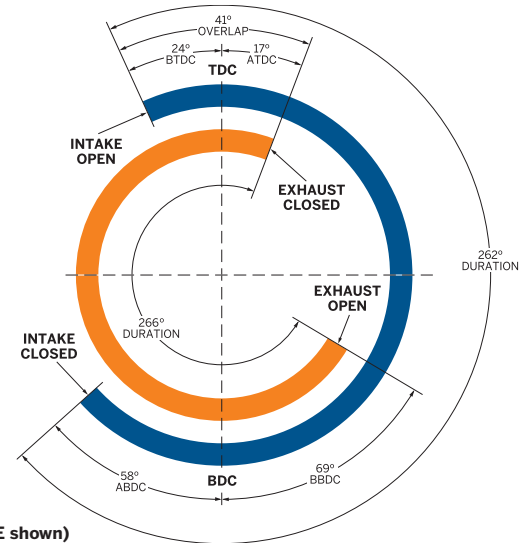
Street legal on '09-'13 Dyna®, Softail® and Touring models with 103CI and 110CI engines.

SE-259E Cam Kit

Developed specifically for throttle body EFI systems, this cam has a modern lobe design that allows for higher valve lifts for a given duration. A high-lift version of the SE-211 camshaft, this cam works great with 103 cubic inch and larger engines with free-flowing intake and exhaust. It can be used with stock heads (updated with race springs) and high-compression pistons for even more torque than a SE-211 cam, or can be coupled with any of the performance heads to realize the full power potential.

25482-10

Street legal on '11-later 103CI and 110CI Touring models.



Valve Timing Events (SE-266E shown)

TDC = Top Dead Center (piston at very top of cylinder)

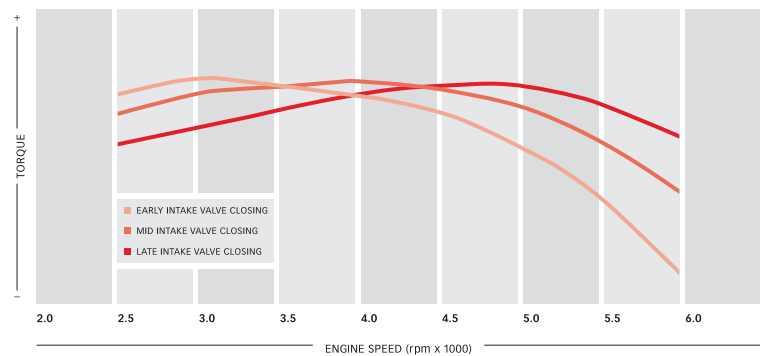
ATDC = After Top Dead Center

BTDC = Before Top Dead Center

BDC = Bottom Dead Center (piston at very bottom of cylinder)

ABDC = After Bottom Dead Center

BBDC = Before Bottom Dead Center



SELECTING A CAMSHAFT BY THE NUMBERS

The intake closing point relative to bottom center listed in the table on page XXX can be used as a general indicator for the shape of the torque curve. Earlier intake closing values will result in higher torque at low engine speeds (along with lower horsepower at higher engine speeds). Later intake values will result in higher horsepower at high engine speeds (along with lower torque at low engine speeds).

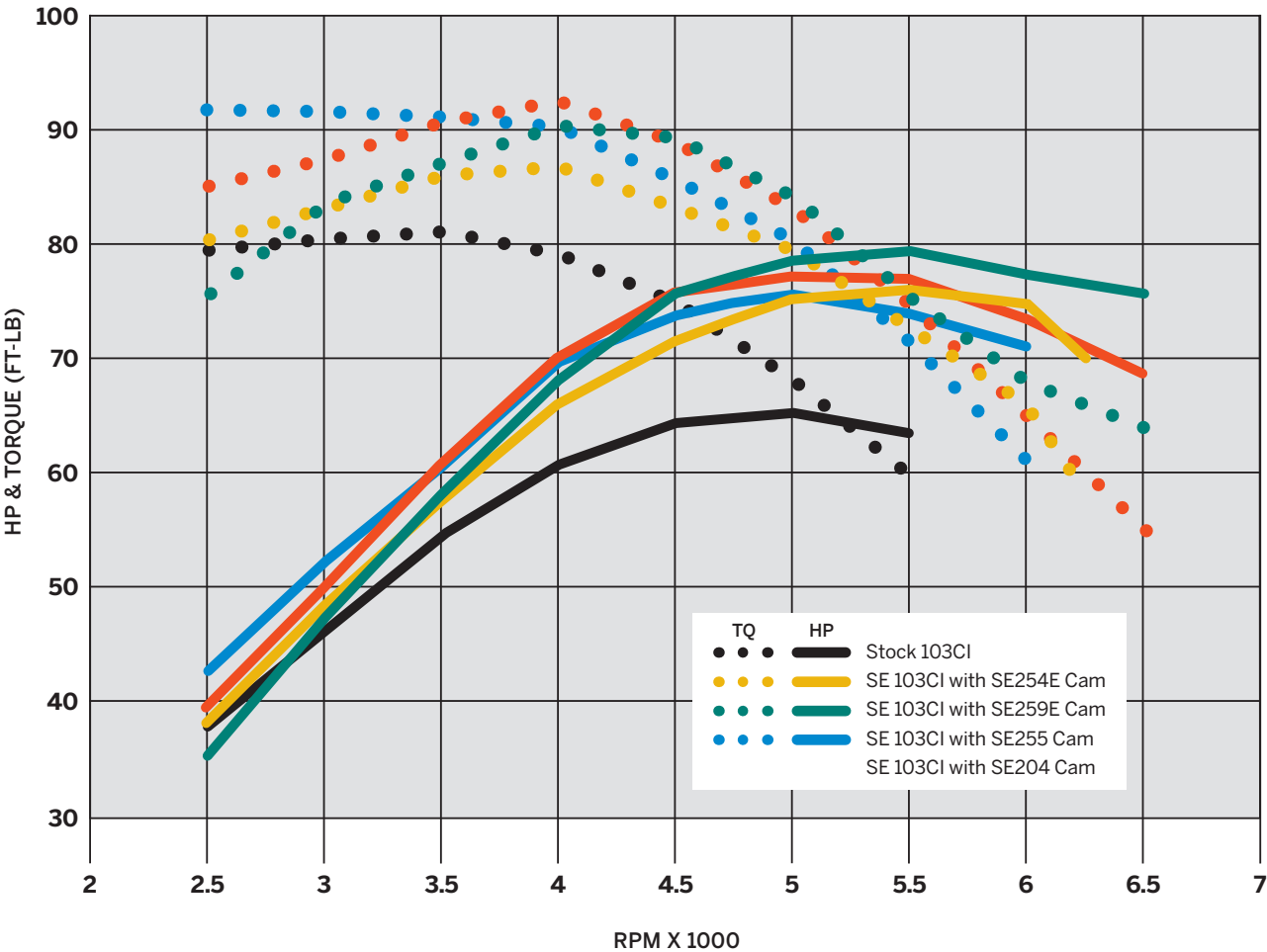
Intake Closing (degrees ABDC)

Less than 30° Early intake closing indicates a low-speed torque cam.

30° – 50° Medium intake closing indicates a midrange torque cam.

Greater than 50° Late intake closing indicates a high-speed power cam.

CAM COMPARISON CHART
TWIN CAM 103 STOCK VS. 103 WITH SCREAMIN' EAGLE® AIR CLEANER, CAM AND STREET PERFORMANCE MUFFLERS



SCREAMIN' EAGLE TWIN CAM PERFORMANCE CAM SPECS

Description	Part Number	Lift @ Valve Intake/Exhaust	Duration @.053 Intake/Exhaust	Timing @.053 Lift Open/Close	TDC Lift @ Valve Intake/Exhaust
SE-204	25464-06	.508"/.508"	236°/240°	Intake: 22° BTDC/34° ABDC Exhaust: 52° BBDC/08° ATDC	0.208"/.129"
SE-254E	25503-10	.535"/.536"	224°/234°	Intake: 01° ATDC/43° ABDC Exhaust: 50° BBDC/04° ATDC	0.094"/.102"
SE-255	25638-07	.556"/.556"	211°/235°	Intake: 06° BTDC/25° ABDC Exhaust: 48° BBDC/07° ATDC	0.130"/.116"
SE-259E	25482-10	.579"/.579"	246°/250°	Intake: 19° BTDC/47° ABDC Exhaust: 58° BBDC/12° ATDC	0.182"/.155"

Theoretical based on rocker arm ratio of 1.65. Valve train components, operation temperature and tolerance stack-up will affect actual lifts.

NOTE: Separate purchase of Cam Spacer Kit P/N 25928-06 is recommended for '06-later Dyna® models and '07-later Softail® and Touring models. These kits contain five different spacers to achieve proper sprocket alignment. Individual spacers can be purchased separately.
Not all products are available in all countries – please consult your dealer for details

454 SCREAMIN' EAGLE®

Engine Components

A. SCREAMIN' EAGLE® BILLET CAM SUPPORT PLATE WITH HIGH-VOLUME OIL PUMP

A great upgrade for any performance motor. The Billet Cam Support Plate is manufactured from billet aluminum with pressed-in bronze bushings, and is pre-assembled with the crankshaft bushing and oil pressure relief valve. Aluminum is specified at 6061 billet plate, heat-treated to T6 specifications with a surface-hardened anodized finish to provide superior strength, rigidity, and durability. CNC-precision machining ensures precise dimensions and constant material thickness across the plate, enabling perfect alignment of cams and chains. Cam bushings are made from 660 bronze materials to provide enhanced wear resistance, and to stand up to increased loads from the high lift cams common in large displacement motors. The improved Screamin' Eagle® high-flow oil pump provides higher pressure when the oil is hot to keep pressure drops to a minimum, and increases the oil supply by 16% and the scavenging by 29% over the '06-later Original Equipment oil pump.

25282-11

Fits '06-later Dyna®, '07-later Softail® and Touring models. Installation requires separate purchase of Cam Service Kit P/N 17045-99D and Drive Gear Retention Kit P/N 25566-06.

B. SCREAMIN' EAGLE HYDRAULIC CAM CHAIN TENSIONER AND HIGH-FLOW OIL PUMP UPGRADE KIT

This kit updates the cam chain tensioner of your Twin Cam 88® engine to the latest design, as featured on the Twin Cam 96™ engine. The billet cam support plate has been designed to allow the installation of the Twin Cam 96 hydraulic cam chain tensioner to Twin Cam 88-equipped models. These Hydraulic Cam Chain Tensioners will significantly outlast the spring loaded tensioners, and are an ideal addition to an engine modified for improved performance. In addition, '02-'06 models utilize a Twin Cam 96 single row front roller chain and sprocket (included in kit). '99-'01 models use Original Equipment front silent chain and sprocket to retain the cam position sensor function. The kit includes an improved Screamin' Eagle High-Flow Oil Pump that provides increased oil pressure at high-operating temperatures. This kit increases the oil supply by 23% and scavenging by 50% when compared to the '99-'05 Original Equipment oil pump, and reduces operating temperature of bearings to improve bearing life.

25284-11

Fits '99-'05 Dyna models, '00-'06 Softail models and '99-'06 Touring models. Installation requires separate purchase of Spacer Kit P/N 25285-08, Cam Service Kit P/N 17045-99D and Drive Gear Retention Kit P/N 25533-99A.

C. SCREAMIN' EAGLE HIGH CAPACITY OIL PAN

Keep your engine running cooler with by increasing your Touring bike's oil capacity. A great addition to a high-performance motor, or for the rider that tours in extreme temperature conditions, the Screamin' Eagle cast-aluminum oil pan is designed to increase the oil capacity by 1.5 quarts over the Original Equipment pan. Increased capacity means the oil cycles through the engine less frequently and the oil can remain in the pan for a longer period of time. The cast-in internal baffles manage the flow to the oil pickup, and keep the hot oil exposed to the heat-conducting ribbed aluminum sump. Kit includes cast aluminum oil pan and pan gasket.

24400099

Fits '09-later Touring (except Trike) models.



A. SCREAMIN' EAGLE BILLET CAM SUPPORT PLATE WITH HIGH-VOLUME OIL PUMP



B. SCREAMIN' EAGLE HYDRAULIC CAM CHAIN TENSIONER AND HIGH-FLOW OIL PUMP UPGRADE KIT

NEW



C. SCREAMIN' EAGLE HIGH CAPACITY OIL PAN

SCREAMIN' EAGLE® 455

Engine Components

D. SCREAMIN' EAGLE® HIGH-CAPACITY TAPPETS

Screamin' Eagle® Tappets feature large high capacity needles in the roller bearing assembly to improve reliability when operating with high lift cams, high pressure valve springs, and in high RPM applications. The 25% larger needle bearings increase the dynamic load rating by approximately 20% when compared to the Original Equipment Twin Cam tappets. The unique design delivers superior tappet life in performance applications. Set of 4.

18572-13

Fits '99-later Twin Cam-equipped models and '00-later XL and XR models.

E. SCREAMIN' EAGLE TAPPETS

These Screamin' Eagle Tappets incorporate a unique axle, roller and bearing design that increases durability and stability of the tappets. Works well in high horsepower/high RPM applications. Set of 4.

18568-98

Fits '84-'99 Evolution® 1340-equipped models, and '86-'90 XL models.

F. SCREAMIN' EAGLE PREMIUM TAPERED QUICK-INSTALL ADJUSTABLE PUSHRODS

These premium pushrods are tapered for enhanced clearance at the cylinder head, allowing the use of higher lift cams. The one-piece chrome moly tube adds rigidity and durability, and the threaded adjustment feature provides easy cam installation without removing the cylinder heads or rocker boxes. To simplify adjustment, the tube features six flats, with one flat marked with a large dot for tracking the adjustment. The threaded rod features 4 flats to reduce wrench swing. Each pushrod features the Screamin' Eagle logo and is marked for "Intake" or "Exhaust." Kit includes 4 pushrods and required pushrod tubes.

18404-08

Fits '99-later Twin Cam-equipped models.

G. SCREAMIN' EAGLE QUICK-INSTALL PUSHROD KIT FOR TWIN CAM-EQUIPPED MODELS

These pushrods have been designed to allow for easier installation, adjustment, and improved durability. This unique Screamin' Eagle design allows for installation of camshafts in the Twin Cam without the removal of the heads or rocker boxes. This design is also a great performer, constructed of stiff chrome moly tubing and thread-rolled adjusters. Kit includes required pushrod tubes and clips for adjustment of pushrods.

17997-99A

Fits '99-later Twin Cam-equipped models.

H. SCREAMIN' EAGLE PERFORMANCE VALVE SPRING KIT*

This performance Beehive-shaped Valve Spring Kit will permit the Sportster® engine to rev to 7000 RPM. The unique ovate wire yields increased performance from a compact spring design. The installed spring pressure is increased to 208 lbs, and allows a maximum lift of .575". Complete kit includes springs, upper collars and keepers, and lower collars with integral valve seals.

18013-03A

Fits '04-later XL, XR and '05-later Twin Cam-equipped models. Does not fit Screamin' Eagle Performance Heads with 5/16" diameter valves.

I. SCREAMIN' EAGLE ROLLER ROCKER ARMS

Unique roller-tip design increases strength and reduces valve stem side-loading and tip friction. Built to handle cams with up to .700" lift in high RPM application. Set of 4.

17378-98

Fits '84-'99 Evolution 1340-equipped models, '86-later XL and XR models and '99-later Twin Cam-equipped models. (Modification is required on Twin Cam rocker covers.)

***CAUTION:** Proper valve spring to rocker cover clearance must always be verified during installation of Screamin' Eagle Valve Spring Kits. Failure to have adequate clearance may result in engine damage.

Not all products are available in all countries – please consult your dealer for details.



D. SCREAMIN' EAGLE
HIGH-CAPACITY TAPPETS




E. SCREAMIN' EAGLE
TAPPETS



F. SCREAMIN' EAGLE PREMIUM TAPERED
QUICK-INSTALL ADJUSTABLE PUSHRODS



G. SCREAMIN' EAGLE QUICK-INSTALL PUSHROD
KIT FOR TWIN CAM-EQUIPPED MODELS



H. SCREAMIN' EAGLE PERFORMANCE
VALVE SPRING KIT



I. SCREAMIN' EAGLE ROLLER ROCKER ARMS

456 SCREAMIN' EAGLE®

Engine Components

A. SCREAMIN' EAGLE® TWIN CAM FORGED ROCKER SUPPORTS

Increased strength rocker supports will handle the increased loads from higher lift cams and higher RPM applications. This product keeps valve train geometry solid. Works with stock or roller rocker arms. Includes required hardware for installation.

17675-01B

Fits '99-later Twin Cam-equipped models.

B. SCREAMIN' EAGLE BIG BORE HIGH PERFORMANCE HEAD GASKET KIT

This multi-layered head gasket provides improved sealing for 3-7/8" Big Bore high performance engines. For engines with compression ratios above 10.0:1. Screamin' Eagle® High Tensile Cylinder Studs P/N 16505-01 are required. Sold in pairs.

16101-01

Fits '99-later Big Bore (3 7/8 bore) Twin Cam-equipped models. Does not fit Twin-Cooled™ equipped models.

C. SCREAMIN' EAGLE LEFTY BEARING

When high-performance engine modifications are made, the increased torque is transferred via the crankshaft to the drive system, putting a significantly higher load on the bearing. The Lefty Bearing is case-hardened on the inner and outer race to provide increased load capacity and enhanced durability in high-torque applications. The bearing is installed in the left side of the crankcase, and supports the output shaft to the primary drive system.

24004-03B

Fits '03-later Twin Cam-equipped models.

D. SCREAMIN' EAGLE TIMKEN® BEARING SLEEVE

Convert a 2003-later Twin Cam model with a factory-installed roller bearing to a Timken® tapered bearing. When used with Screamin' Eagle Timken Bearing Tool P/N 34823-08 (*sold separately*), the Bearing Sleeve can be installed without precision machining. Sleeve accepts press-in Timken bearing (*sold separately*).

34822-08

Fits '03-later Twin Cam-equipped models. Installation requires separate purchase of model-specific Sprocket Spacer. '03-'05 Dyna® use P/N 24038-99A, '03-'06 Softail® use P/N 24039-01A, '03-'06 Touring use P/N 24008-99, and '06-later Dyna, '07-later Softail and '07-later Touring models use P/N 11887. Requires separate purchase of Tapered Roller Bearing Set P/N 9028.

E. AUTOMATIC COMPRESSION RELEASE

Automatic Compression Release (ACR) valves reduce the strain of starting your high performance motor by reducing cylinder compression – automatically! The engine is easier to turn over, resulting in less wear on your starter and battery. After start, the ACR valves close to restore full compression. ACR gives you peace of mind and protects your investment. ACR can be installed on stock or Screamin' Eagle Performance cylinder heads for all '07-later Twin Cam-equipped models. Installation requires machining to be performed by a competent machinist using the Screamin' Eagle Automatic Compression Release Fixture Kit P/N 94648-08 (*sold separately*). Installation requires separate purchase of model-specific ACR Wiring Harness. Sold individually.

28861-07A

Fits '07-later Twin Cam-equipped models. Can be used with Original Equipment or Screamin' Eagle Cylinder Heads.

F. SCREAMIN' EAGLE AUTOMATIC COMPRESSION RELEASE WIRING HARNESS

70623-06

Fits '07-'11 Dyna, '07-'10 Softail models and '07 Touring models equipped with Automatic Compression Release Cylinder Heads.

70623-08

Fits '08-'11 Touring models equipped with Automatic Compression Release Cylinder Heads.

70623-11

Fits '11 Softail models equipped with Automatic Compression Release Heads.



A. SCREAMIN' EAGLE TWIN CAM FORGED ROCKER SUPPORTS



B. SCREAMIN' EAGLE BIG BORE HIGH PERFORMANCE HEAD GASKET KIT



C. SCREAMIN' EAGLE LEFTY BEARING



D. SCREAMIN' EAGLE TIMKEN BEARING SLEEVE



E. SCREAMIN' EAGLE AUTOMATIC COMPRESSION RELEASE



F. SCREAMIN' EAGLE AUTOMATIC COMPRESSION RELEASE WIRING HARNESS

NEW

SCREAMIN' EAGLE® 457

Clutch & Drivetrain

G. SCREAMIN' EAGLE® BIG TWIN COMPENSATOR

This premium compensator has been engineered with heavier springs and increased travel to support the high torque output associated with high compression race and large displacement engines. Designed to outperform the Original Equipment compensator, this unit helps protect the engine and driveline components during harsh drag race launches. Compensator features improved oil passages, oil deflectors and a needle bearing thrust washer that improves the overall operation of these components.

42200064

Fits '06-'13 Dyna®, '07-'13 Softail® (except FXCW, FXCWC, FXSTSSE3, FXSB and FXSBSE), and '07-'13 Touring and Trike models. Original Equipment on '14 Dyna, Softail and Touring models. Requires separate purchase of Installation Adhesive Kit P/N 11100088. '06-'11 Dyna, '07-'11 Softail and '07-'10 Touring and Trike requires separate purchase of Rotor Assembly P/N 30041-08. Installation on '06 Dyna models requires separate purchase of '07-style stator.

H. SCREAMIN' EAGLE MANUAL PRIMARY CHAIN TENSION ADJUSTER

The Screaming Eagle® Manual Primary Chain Tension Adjuster is a real benefit in those aggressive racing situations where frequent drag racing starts and high rpm speed shifting are part of the riding experience. Ideal for bikes equipped with big displacement high performance (100hp+) engines that are regularly used for track-day drag racing; this Screamin' Eagle Tension Adjuster permits manual selection of primary chain tension. A direct replacement for the Original Equipment automatic version, this anodized billet aluminum adjuster allows you to fine-tune the settings, and lock the position when the freeplay is properly set. The manual adjustment locks the chain tension in place to prevent the chain from adjusting during severe shifting. Kit includes required mounting hardware.

36500020

Fits '06-later Dyna and '07-later Softail® and Touring models. Requires separate purchase of model-specific primary gaskets and seals.

I. AUTOMATIC PRIMARY CHAIN TENSION ADJUSTER

Original Equipment on '06-later Dyna and '07-later Softail and Touring models, this Automatic Primary Chain Adjuster eliminates the need to manually adjust the primary chain tension at traditional service intervals.

40063-05B

Fits '85-'06 Evolution® 1340 (except '85-'88 Softail) and Twin Cam powertrain. Requires separate purchase of model-specific primary gasket and seals.

G. SCREAMIN' EAGLE BIG TWIN COMPENSATOR

NEW

H. SCREAMIN' EAGLE MANUAL
PRIMARY CHAIN TENSION ADJUSTER

I. AUTOMATIC PRIMARY CHAIN
TENSION ADJUSTER

Not all products are available in all countries –
please consult your dealer for details.

458 SCREAMIN' EAGLE®

Clutch & Drivetrain

A. SCREAMIN' EAGLE® TWIN CAM PERFORMANCE ASSIST AND SLIP (A&S) CLUTCH KIT

Developed for the high-thrust 110ci engine featured as Original Equipment on '14 Screamin' Eagle® CVO™ models, this A&S clutch provides significantly increased torque-handling capacity. Clutch is designed to improve engagement grip, and provides minor slippage during downshifting to reduce shock to the power train. Reduces hand lever pull effort by over 1 pound. Complete kit features improved clutch plates for enhanced wear resistance, and is the perfect addition when installing a high-output Screamin' Eagle Stage Kit.

37000026
Fits '14 Touring models with hydraulic clutch actuator.

B. SCREAMIN' EAGLE VARIABLE PRESSURE CLUTCH

Get more performance from the Original Equipment clutch. The Screamin' Eagle Variable Pressure Clutch is designed to help put the added power from a Screamin' Eagle Stage Kit to the pavement. This bolt-on kit harnesses the centrifugal force of spinning weights to increase the clutch capacity as engine speed increases. The mechanism applies increasing pressure to the stock clutch pressure plate as RPM rises. The result: High torque-handling capabilities without increasing clutch lever effort at idle. The Variable Pressure Clutch also provides smoother clutch disengagement at lower speed. Kit fits behind most stock derby covers with no modifications. See installation manual for additional accessory derby cover fitment information.

To match the performance demands of your engine, team the Variable Pressure Clutch with your choice of clutch diaphragm springs. We recommend the higher capacity Screamin' Eagle Diaphragm Spring P/N 37951-98 for major performance upgrades.

	Lever Effort	Torque Capacity
Original Equipment Spring	Same as stock	120 ft-lbs
SE Spring P/N 37951-98	35% greater than stock	153 ft-lbs

37000121
Fits '99-later Evolution® 1340 and Twin Cam-equipped models. Derby Covers P/N 25001-03, 25441-04A, 25770-99, 25331-10, 25339-10, 25700250 and 25700062 require Spacer Kit P/N 37000123. Does not fit Derby Covers P/N 25347-02 or 25345-01. Will not fit '13-later CVO Touring models with hydraulic actuated clutch or '14 Touring models equipped with Screamin' Eagle A&S Clutch Kit P/N 37000026.

NEW



A. SCREAMIN' EAGLE TWIN CAM PERFORMANCE ASSIST AND SLIP CLUTCH KIT



B. SCREAMIN' EAGLE VARIABLE PRESSURE CLUTCH

Not all products are available in all countries – please consult your dealer for details.

SCREAMIN' EAGLE® 459

Clutch & Drivetrain

C. SCREAMIN' EAGLE® TWIN CAM PERFORMANCE RACE CLUTCH HUB KIT

Innovative new clutch hub kit offers improved clutch performance, and is perfect for large displacement applications. Will support engines producing up to 160 ft-lbs of torque. Kit includes the hub, pressure plate and clutch springs, and can be used with stock friction discs and spacers or Screamin' Eagle® Friction Disc Kit P/N 37980-10. (Does not include clutch friction plates.)

37976-08A

Fits '07-later Twin Cam-equipped models. Will not fit '13-later CVO Touring models with hydraulic actuated clutch or '14 Touring models equipped with Screamin' Eagle A&S Clutch Kit P/N 37000026.

D. SCREAMIN' EAGLE RACE CLUTCH KIT

This clutch has an innovative design that features new long life friction plates and 6 individual coil springs to adjust your clutch to your specific needs. Designed to handle up to 160 ft-lbs of torque at the crank.

37970-03A

Fits '90-'99 Evolution® 1340-equipped models and '99-'06 Softail®, Touring and '99-'05 Dyna® models. Does not fit '14 Touring models with A&S clutch.

NOTE: '90-'97 Evolution 1340-equipped models require Clutch Shell P/N 37707-98A and Rod Adjuster Screw P/N 37090-98A. '90-'93 Evolution 1340-equipped models also require starter P/N 31553-94B.

E. SCREAMIN' EAGLE PERFORMANCE CLUTCH FRICTION DISC KIT

Newly-developed friction material delivers longer life than Original Equipment friction discs. Kit includes new precision-machined flat steel plates. This Friction Disc Kit is a perfect match for the Screamin' Eagle Twin Cam Performance Race Clutch Hub Kit P/N 37976-08.

37980-10

Fits '99-later Twin Cam-equipped models and '98-'99 Evolution 1340-equipped models. Will not fit '13-later CVO Touring models with hydraulic actuated clutch or '14 Touring models equipped with Screamin' Eagle A&S Clutch Kit P/N 37000026.

F. HEAVY DUTY CLUTCH SPRING FOR STOCK CLUTCH

37951-98

Fits '99-later Twin Cam-equipped models and '98-'99 Evolution 1340-equipped models. Will not fit '13-later CVO Touring models with hydraulic actuated clutch or '14 Touring models equipped with Screamin' Eagle A&S Clutch Kit P/N 37000026.

G. SCREAMIN' EAGLE PERFORMANCE CLUTCH KIT

Performance Clutch Kit converts the 8-plate clutch to a 9-plate design. The surface area is increased by 13%, and the spring rate is increased by 10% for a combination that can handle over 115 ft-lbs of torque at the crank, a 23% increase over the stock-rated capacity. Kit includes Kevlar® fiber-based friction discs and performance clutch spring.

38002-04

Fits '91-later XL models and '94-'97 Evolution 1340-equipped models.

H. SCREAMIN' EAGLE PERFORMANCE SLIPPER CLUTCH FOR VRSC™ MODELS

This clutch offers reduced lever effort and improved performance. The unique "slip and assist" ramp system opens the two halves of the clutch hub slightly during high loads to the drivetrain, allowing a moderate slip that reduces shock to the drivetrain during rapid downshifting. The resulting reduction in wheel hop allows maximum contact between the tire and the road in wet or slippery conditions. Clutch lever effort is also reduced by 20% in 1130cc and 30% on 1250cc applications.

37938-08KA

Fits '02-'07 VRSC™ models.



C. SCREAMIN' EAGLE TWIN CAM PERFORMANCE RACE CLUTCH HUB KIT



D. SCREAMIN' EAGLE RACE CLUTCH KIT



E. SCREAMIN' EAGLE PERFORMANCE CLUTCH FRICTION DISC KIT



F. HEAVY DUTY CLUTCH SPRING FOR STOCK CLUTCH



G. SCREAMIN' EAGLE PERFORMANCE CLUTCH KIT



H. SCREAMIN' EAGLE PERFORMANCE SLIPPER CLUTCH FOR VRSC MODELS

Not all products are available in all countries – please consult your dealer for details.

460 SCREAMIN' EAGLE®

Transmission

A. SCREAMIN' EAGLE® 6-SPEED TRANSMISSION AND GEAR SET

Designed from the ground up, the Screamin' Eagle® transmission incorporates many of the best Original Equipment features, like late-style shifting mechanism and a newly designed "shift ring" system to make this the smoothest shifting Harley-Davidson® transmission available. The "shift ring" system is similar to the system used in the VRSC™ transmission, and it slides on the shafts to mate into the gears. This eliminates sliding heavy gears to accomplish the shift, and results in smooth, precise and light effort shifting. Sixth gear is a true overdrive, at a .89:1 ratio, and the first five gears mimic today's proven 5-speed ratios. The overdrive feature allows you to run a lower engine RPM in sixth gear, at any given road speed. Lower RPM can result in lower vibration, longer engine life and smoother cruising. The Screamin' Eagle 6-Speed Transmission is available as a complete transmission, or as a replacement gear set, and can be matched with hydraulic or cable-operated clutch controls.

Screamin' Eagle 6-Speed Transmissions feature forged chrome "trap door," forged shifter forks and forged and precisely ground gears. No speedometer or exhaust mount modifications are required. Complete transmissions are ready to install into the chassis, and the 6-Speed Gear Set Kits are designed to replace the stock gear set without removing the transmission. Gear Set Kits require slight modification (template included) to the Original Equipment transmission case, and include all necessary installation hardware.

COMPLETE TRANSMISSION

Fits '01-'05 Dyna® models. Requires separate purchase of appropriate Side Cover Release Kit.

33040-03A† Black and Chrome.

Fits '00-'06 Softail® models. Requires separate purchase of appropriate Side Cover Release Kit.

33045-03A† Black and Chrome.

Fits '90-'99 Softail models. Includes Cable Side Cover Release Kit.

33104-03† Black and Chrome.

Fits '02-'06 Touring models. Requires separate purchase of appropriate Side Cover Release Kit.

33137-04† Black and Chrome.

GEAR SET

33100-03A†

Fits '90-'99 Softail models and '91-'94 and '96-'00 Dyna models. Requires separate purchase of appropriate Side Cover Release Kit.

33101-03A†

Fits '90-'00 Touring models. Requires separate purchase of appropriate Side Cover Release Kit.

33102-03A†

Fits '00-'06 Softail and '01-'06 Touring models. Requires separate purchase of appropriate Side Cover Release Kit.

33103-03A†

Fits '01-'05 Dyna models. Requires separate purchase of appropriate Side Cover Release Kit.

Shown with:

SCREAMIN' EAGLE TRANSMISSION SIDE COVER FOR 6-SPEED TRANSMISSION

Includes unique side cover and clutch components required for installing a Screamin' Eagle 6-Speed Transmission.

38753-04A Hydraulic Clutch.

Fits '99-'06 Touring, '99-'05 Dyna, and '00-'06 Softail models equipped with Screamin' Eagle 6-Speed Transmission and Hydraulic Clutch. NOTE: If installing a Hydraulic Clutch on a previously installed Screamin' Eagle 6-Speed, separate purchase of the Clutch Release Cover Gasket P/N 35148-03 is required.

38752-04 Cable Clutch.

Fits '90-'06 Touring, '91-'05 Dyna, and '90-'06 Softail models equipped with Screamin' Eagle 6-Speed Transmission and cable-actuated clutch.

† 



The Screamin' Eagle 6-Speed Transmission has been tested and validated using the same rigorous procedures that Original Equipment transmissions are subjected to, and is backed by a 12 or 24 month (depending on model year) unlimited mileage warranty when installed at the time of a new bike purchase.

SCREAMIN' EAGLE® 461

Transmission

B. FIVE-SPEED SOFTAIL® TRANSMISSIONS

Fits all '99 Softail® models (except FLSTS).

33006-99 Black and Chrome.

33005-99 Silver Painted.

C. TWIN CAM TRANSMISSIONS – SOFTAIL

Five-Speed Softail Transmission.

Fits '06 Softail models (except '06 FLSTFSE2).

33006-06A Black and Chrome.

33005-06A Silver Painted.

Six-Speed Cruise Drive® Transmission.

33006-14 Black and Chrome.

Fits '10-later Softail models (except CVO™, FXCW, FXCWC and FXSB). Includes clutch cable for FLSTC models.

D. TWIN CAM TRANSMISSION – TOURING

Six-Speed Cruise Drive Transmission.

32228-14 Black and Chrome.

Fits '10-later Touring models (except CVO and models with hydraulic activated clutch). Includes clutch cable.



B. FIVE-SPEED SOFTAIL TRANSMISSIONS



C. TWIN CAM TRANSMISSION – SOFTAIL, BLACK AND CHROME



D. TWIN CAM TRANSMISSION – TOURING, BLACK AND CHROME

Not all products are available in all countries – please consult your dealer for details.

462 SCREAMIN' EAGLE®

Ignition

A. SCREAMIN' EAGLE® ST PERFORMANCE SPARK PLUG

Screamin' Eagle® ST Spark Plugs feature double platinum coating for superior erosion resistance and extended life. The "V" trimmed ground electrode reduces shrouding of the flame front to promote flame propagation, and the fine wire center electrode enhances start ups and ignitability. Screamin' Eagle ST Plugs feature Ribbed Core Technology (RCT) that provides resistance to fouling, and are designed with Original Equipment-style noise suppression to prevent electrical interference with radios and CB communication equipment. Works great in racing applications where rich air/fuel conditions are required. Unique style with Screamin' Eagle logo. Sold in pairs.

High Compression Applications

These plugs are designed for high performance applications involving modifications in high-flow air cleaners, camshafts, exhaust, performance heads, ignition components, higher compression ratios above Original Equipment configurations or engines specific for racing applications.

32186-10

Fits '99-later Twin Cam-equipped models, '86-later XL and XR models, and Evolution® 1340 models equipped with Screamin' Eagle Performance Cylinder Heads.

32188-10

Fits '84-'99 Evolution 1340-equipped models, '75-'81 Shovelhead 74 and 80CI, and '83-'84 XR1000 models.

Stock Compression Applications

Designed for modified engines including performance carburetors, high-flow air cleaners, camshafts, exhaust systems and ignition systems in conjunction with stock compression ratios.

32187-10

Fits '72-'85 XL1000 (except XR1000).

32189-10

Fits '84-'99 Evolution 1340-equipped models, '75-'81 Shovelhead 74 and 80CI models.

32192-10

Fits '99-later Twin Cam-equipped models, and '86-later Evolution Sportster® 883, 1100 and 1200 models.

B. SCREAMIN' EAGLE TERMINATED PLUG WIRE KITS – EVOLUTION ENGINES

These custom 8mm terminated plug wire sets are larger in diameter than stock wires and feature silicone plug boots and suppression core so that your electronic ignition is not affected. Use with your stock production coil or the perfect addition when upgrading to one of our Performance Coils.

Fits '97-'98 FLHT, FLHTC, FLHTCU and FLHR models.


32094-98† Black.

Fits '82-'99 FXR models.

32090-98† Black.

Fits '85-'96 Evolution 1340 FLT, FLHT, FLHR and '82-'93 FLHS models.

32091-98† Black.



A. SCREAMIN' EAGLE ST PERFORMANCE SPARK PLUG



B. SCREAMIN' EAGLE TERMINATED PLUG WIRE KIT – EVOLUTION ENGINES

Not all products are available in all countries – please consult your dealer for details.



C. SCREAMIN' EAGLE 10MM PHAT SPARK PLUG WIRES



C. SCREAMIN' EAGLE 10MM PHAT SPARK PLUG WIRES

SCREAMIN' EAGLE® 463

Ignition

C. SCREAMIN' EAGLE® 10MM PHAT SPARK PLUG WIRES

Fat 10mm plug wires add dimension and style to your ride. Screamin' Eagle® boot design and suppression core wires ensure solid connection and maximum voltage transfer between coil and plugs. "Screamin' Eagle" logo printed along wire to add style.

Multi-Fit – Cut to length.

32095-98A	Black.
31987-85B	Yellow.

Fits '09-later Touring models.

32303-08	Black.
32318-08	Red.
32325-08	Orange.

Fits '99-'08 Touring models.

31932-99B	Black.
31939-99B	Red.
31946-99B	Orange.

Fits '99-later Dyna® models.

31930-99B	Black.
31937-99B	Red.
31944-99B	Orange.

Fits '00-later Softail® models (except FXCW, FXCWC, FXS and FXSB models).

31907-08	Black.
32359-00B	Red.
32360-00B	Orange.

Fits '08-later FXCW, FXCWC, FXS, and FXSB models.

31965-08†	Black.
31967-08	Red.

Fits '91-'98 Dyna, '85-'99 Softail and '80-'84 Touring models.

32093-98A	Black.
31964-89B	Orange.

Fits '07-later XL models.

31901-08	Black.
31902-08	Orange.

Fits '04-'06 XL models.

31958-04A	Black.
31956-04A	Orange.

Fits '86-'03 XL models.

32092-98A	Black.
31963-89A	Orange.


† 

Not all products are available in all countries – please consult your dealer for details.

SCREAMIN' EAGLE® ENGINES

Fitting a replacement engine is a specialist job. Unlike the repair shop down the street, this isn't a side job for us - our factory trained technicians live it every day, and work with precision tools and equipment.

Not all products are available in all countries – please consult your dealer for details.



SCREAMIN' EAGLE® 465

Twin Cam Engines



A. TWIN CAM ENGINE – SOFTAIL, BLACK AND CHROME 110B

A. TWIN CAM ENGINE – SOFTAIL®

The balanced Twin Cam Engine has brought a whole new ride to the Softail® family. And now, you can get the most technologically advanced, air-cooled, V-Twin engines to refresh your ride. Available in 88CI, 96CI, 103CI and 110CI configurations, these engines are street-legal when installed in the models specified. Manufactured to the latest specifications, these engines are available in a variety of finishes to suit your customizing direction. See your Dealer for details.

NOTE: CVO™ 103B and Twin Cam 88B™ engines now feature factory installed Screamin' Eagle® Hydraulic Cam Chain Tensioner Plate and Oil Pump upgrade kit. This latest cam chain tensioner design will significantly outlast the Original Equipment-style spring tensioners, and the upgraded oil pump increases oil flow by 8% and oil scavenging by 22%.

1800cc Screamin' Eagle Twin Cam 110B™

Fits '07-later CVO Softail models. Does not include intake system, timer cover, stator, rotor or compensating sprocket assembly.

19293-14 Black and Chrome.

1690cc Screamin' Eagle Twin Cam 103B™

Fits '06 FLSTFSE2 models. Includes Screamin' Eagle Hydraulic Cam Chain Tensioner and Oil Pump upgrade. Does not include intake system, timer cover, stator, rotor or compensating sprocket assembly.

19293-06D Black and Chrome.

19296-06D Silver and Chrome.

1690cc Twin Cam 103B

Fits '12-later Softail models factory equipped with a Twin Cam 103B engine. Does not include intake system, timer cover, stator, rotor, or compensating sprocket assembly.

19811-14 Black and Chrome.

1450cc Twin Cam 88B

Fits '06 Softail models (except '06 FLSTFSE2). Includes Screamin' Eagle Hydraulic Cam Chain Tensioner and Oil Pump upgrade. Does not include intake system, timer cover, stator, rotor or compensating sprocket assembly.

19258-06D Silver and Polished.

19259-06D Black and Chrome.



A. TWIN CAM ENGINE – SOFTAIL, BLACK AND CHROME 88B

NOTE: Replacement engines must be re-fitted with emission control devices and systems, appropriate for the vehicle model and model year in order to ensure emissions compliance. Failure to do so constitutes tampering under US EPA guidelines and can lead to substantial fines and penalties.

Legal for use on public roads only when installed in the specified models. Not legal for use on public roads when installed in models other than the ones specified and not eligible for the P&A 24-month warranty when installed in models other than the ones specified. Please see the Parts and Accessories warranty statement and your dealer for more information.

Not all products are available in all countries – please consult your dealer for details.

466 SCREAMIN' EAGLE®

Twin Cam Engines

A. TWIN CAM ENGINE – DYNA® & TOURING

When the Twin Cam 88® Engine was introduced for the 1999 model year, it took the motorcycling world by storm and turned the page on a new chapter in Motor Company history. With the Twin Cam Engine Program, you can get your own piece of Harley history by owning the most technologically advanced air-cooled V-Twin engine on the market. Available in 88CI, 96CI, 103CI and 110CI configurations, these engines are street legal when installed in the models specified. Manufactured to the latest specifications, these engines are available in a variety of finishes to suit your customizing direction. See your Dealer for details.

NOTE: CVO™ 103A and Twin Cam 88A engines now feature factory installed Screamin' Eagle® Hydraulic Cam Chain Tensioner Plate and Oil Pump upgrade kit. This latest cam chain tensioner design will significantly outlast the Original Equipment-style spring tensioners, and the upgraded oil pump increases oil flow by 8% and oil scavenging by 22%.

1800cc Screamin' Eagle Twin Cam 110A

Fits '08-'13 CVO FLHTCUSE, FLHXSE, FLTRXSE, FLTRUSE and '13-'14 CVO FLHRSE models. Requires installation of oil cooler and cover kit. Does not include intake system, timer cover, stator, rotor or compensating sprocket assembly.

19176-14 Black and Chrome.

1690cc Twin Cam 103A

Fits '10-'13 FLHTK, and FLHTCUTG, and '11-'13 Touring models factory equipped with Twin Cam 103A engine. Does not include intake system, timer cover, stator, rotor, or compensating sprocket. Does not fit Twin Cooled equipped models.

19678-13A Black and Chrome.

Fits '14 Touring (except Twin-Cooled™) models. Does not include intake system, timer cover, stator, rotor, or compensating sprocket assembly.

19678-14 Black and Chrome.

1690cc Screamin' Eagle Twin Cam 103A

Fits '06 FLHTCUSE models. Includes Screamin' Eagle Hydraulic Cam Chain Tensioner and Oil Pump upgrade. Requires installation of Oil Cooler P/N 62994-04 and Cover Kit P/N 62995-04. Does not include intake system, timer cover, stator, rotor or compensating sprocket assembly.

19176-06D Black and Chrome.

19264-06D Silver and Chrome.

1450cc Twin Cam 88A

Fits '05 Dyna® models. Includes Screamin' Eagle Hydraulic Cam Chain Tensioner and Oil Pump upgrade. Does not include intake system, timer cover, stator, rotor or compensating sprocket assembly.

19255-05C Black and Chrome.

19256-05C Silver and Polished.


NOTE: Replacement engines must be re-fitted with emission control devices and systems, appropriate for the vehicle model and model year in order to ensure emissions compliance. Failure to do so constitutes tampering under US EPA guidelines and can lead to substantial fines and penalties.

Legal for use on public roads only when installed in the specified models. Not legal for use on public roads when installed in models other than the ones specified and not eligible for the P&A 24-month warranty when installed in models other than the ones specified. Please see the Parts and Accessories warranty statement and your dealer for more information.

Not all products are available in all countries – please consult your dealer for details.



A. TWIN CAM ENGINE – DYNA AND TOURING, BLACK AND CHROME 110A



A. TWIN CAM ENGINE – DYNA AND TOURING, BLACK AND CHROME 88A

SCREAMIN' EAGLE® 467

Twin Cam Engines

B. CRATE ENGINE SHORTBLOCK ASSEMBLY

The perfect starting point for building the engine of your dreams. Engine shortblocks are manufactured and assembled on Harley-Davidson's main engine assembly line for exceptional quality and reliability. Shortblock cases, flywheels, bearings and rods are preassembled and ready for your custom build. Kit includes current spec Original Equipment cam plate, oil pump, cam drive components, and the gaskets, seals and most of the hardware required to complete the engine and install it (not all components shown). You select your cylinders, heads, cams, covers and other top-end components. Choose one of the Screamin' Eagle® Stage kits to incorporate reliable performance and pick from our decorative engine covers to customize the look. Shortblock Assemblies are stamped with a new VIN number, and include MSO (Manufacturers Statement of Origin). The MSO is for Domestic only. Kits ship directly from the factory within 3-5 days.

16200070 Black 96CI/103CI.

Fits '07-later Dyna® and Touring models (except CVO™).

16200071 Black 96CI/103CI.

Fits '07-later Softail® models (except CVO).



B. CRATE ENGINE SHORTBLOCK ASSEMBLY – DYNA AND TOURING

468 SCREAMIN' EAGLE®

Twin Cam Engines

A. REVOLUTION® VRSC™ ENGINE

With the launch of the V-Rod® motorcycle in 2002, the world was introduced to a revolutionary new powertrain, and now the Revolution engine is available from your Harley-Davidson® dealer. Available in gloss black 1250cc configuration as featured as Original Equipment on the 2014 V-Rod models.

19973-14K Gloss Black.

Fits '12-later VRSC™ models. Does not include charging system or induction system.

NEW



A. REVOLUTION VRSC ENGINE – GLOSS BLACK

SCREAMIN' EAGLE® 469

Evolution® Engines

B. EVOLUTION® ENGINES – SOFTAIL®

Since the first single cylinder built in 1903, engines have been the heart and soul of Harley-Davidson history. Each motor has made its unique contribution, and the V2 Evolution® engine is no exception. With the Smart Start Engine Program, buying a new Evolution engine has never been easier. When replacing your Evolution motor, Smart Start offers brand new, factory-tested engines at an unbeatable price. Choose the standard Silver and Polished Evolution, the classic Black and Chrome, Silver and Chrome or a sinister Wrinkle Black finish. Either way, you won't just be making a new start, you'll be making a smart start.

1340cc Evolution Engine

Fits all '99 Softail® models. Does not include carburetor, manifold or timer cover.

16161-99	Silver and Polished.
-----------------	----------------------

16160-99	Black and Chrome.
-----------------	-------------------

16177-99	Silver and Chrome.
-----------------	--------------------

19884-99	Wrinkle Black.
-----------------	----------------



B. EVOLUTION ENGINE – SOFTAIL, BLACK AND CHROME



B. EVOLUTION ENGINE – SOFTAIL, WRINKLE BLACK

NOTE: Replacement engines must be re-fitted with emission control devices and systems, appropriate for the vehicle model and model year in order to ensure emissions compliance. Failure to do so constitutes tampering under US EPA guidelines and can lead to substantial fines and penalties.

Legal for use on public roads only when installed in the specified models. Not legal for use on public roads when installed in models other than the ones specified and not eligible for the P&A 24-month warranty when installed in models other than the ones specified. Please see the Parts and Accessories warranty statement and your dealer for more information.

Not all products are available in all countries – please consult your dealer for details.