

2013 | HARLEY DAVIDSON® GENUINE MOTOR PARTS & ACCESSORIES

## SPORTSTER®

---

With a legacy that dates back to 1957, the Sportster® family has fueled creative fires for generations — inspiring today's owners to turn the custom heat up higher than ever.





Not all products are available in all countries

# SUPERLOW®

SPORTSTER® | XL883L



EASY SQUEEZE REDUCED CLUTCH REACH HANDLEBAR



AUXILIARY LAMP KIT AND HEADLAMP TRIM RING



DETACHABLE SPORT TOUR-PAK® LUGGAGE AND SOLO RACK AND BACKREST PAD



DIAMOND ICE COLLECTION AIR CLEANER TRIM



SIGNATURE SERIES® SOLO SEAT



AIR FOIL LUGGAGE RACK

DETACHABLE  
PASSENGER BACKREST

COLOR-MATCHED  
HARD SADDLEBAGS

## THE TRANSFORMATION

See that stunning new Sportster® Superlow® model on the showroom floor? Better take a mental picture, because as tempting as it looks now, it's about to lead you beyond your ability to resist. We've equipped this one with Color-Matched Hard Saddlebags and a host of detachable touring essentials – a windshield, backrests, racks, and Tour-Pak® luggage – that let you tailor the bike to today's ride. A few extra dashes of chrome and some eye-catching Diamond Ice trim help complete the picture—and make sure you'll never be mistaken for ordinary.



SPORTSTER® | XL883N

## IRON 883™

This American classic is totally transformed by an extra shot of '60s-style café racer attitude. Black is the word, with Quarter Mile Limited Series Paint, front spoiler and headlamp visor, Slotted 6-Spoke Wheels and more. Inject a healthy dose of Screamin' Eagle® performance and you've got a whole new beast.

COLOR SHOP CUSTOM PAINT: LIMITED – QUARTER MILE



VIVID BLACK FAIRING AND DAYMAKER™ LED HEADLAMP



COMBINATION SPEEDOMETER/TACHOMETER



LIMITED-EDITION QUARTER MILE PAINT SET

See more at [www.harley-davidson.eu/mydreamharley](http://www.harley-davidson.eu/mydreamharley)





## 1200 CUSTOM

Born of the H-D1™ Factory Customization Program, this Sportster® 1200 Custom motorcycle came into the world screaming. From there we cranked the volume up a few notches, with Screamin' Eagle® power, a Reduced Reach® solo seat and modified forward controls for a more aggressive riding position.

PRODUCTION COLOR: CANDY ORANGE / BEER BOTTLE



EDGE CUT MIRRORS AND HAND GRIPS



SCREAMIN' EAGLE® HEAVY BREATHER AIR CLEANER



BLACK LEATHER SINGLE-SIDED SWINGARM BAG

See more at [www.harley-davidson.eu/mydreamharley](http://www.harley-davidson.eu/mydreamharley)





SPORTSTER® | XL1200V

## SEVENTY-TWO™

This chopper-style motorcycle blows right past the '70s and clear back into the '60s. With laced wheels, narrow whitewall tires, low-slung drag bar, solo spring seat and hand-pinstriped Old School Limited Series Paint, it doesn't just take you where you want to go, it gets you there at exactly the right time.

COLOR SHOP CUSTOM PAINT: LIMITED – OLD SCHOOL



DIAMOND-STITCHED SOLO SPRING SADDLE



SCREAMIN' EAGLE® AIR CLEANER WITH SKULL & CHAIN TRIM



LIMITED-EDITION HAND-STRIPED OLD SCHOOL PAINT SET

See more at [www.harley-davidson.eu/mydreamharley](http://www.harley-davidson.eu/mydreamharley)





SPORTSTER® | XL1200X

## FORTY-EIGHT®

Go ahead, take a bite of this Coloma Gold Flake Hard Candy Custom™ Forty-Eight® motorcycle. Brushed Nickel exhaust shields provide the perfect color complement, while the Black Diamond Solo Spring Saddle, white hand grips and gloss black Hollywood Handlebar add late-'60s flair.

PRODUCTION COLOR: HARD CANDY COLOMA GOLD FLAKE



WHITE NOSTALGIC HAND GRIPS AND BLACK HAND CONTROLS



HARD CANDY CUSTOM™ METAL FLAKE FINISH



DIAMOND-STITCHED SOLO SPRING SADDLE

See more at [www.harley-davidson.eu/mydreamharley](http://www.harley-davidson.eu/mydreamharley)






# SPLIT THE WIND

At highway speed, you take the wind full-force in the chest, causing fatigue in your arms, neck and shoulders. Take the pressure off with an easy-to-install detachable windshield. Shaped to divert air, rain and road debris around the rider, a windshield can add hours of riding comfort.

## LINE OF SIGHT



To avoid looking through bug spots, condensation and road grime, select a windshield that tops out just below your line of sight.

## WINDSHIELD TYPES



### SUPER SPORT

Eliminates wind and debris, but keeps the wind-in-the-hair feeling. Ideal for a cool morning ride to the office, the sleek profile hugs the front lamps for a sporty look.



### COMPACT

Traditional king-sized shape with a minimalist edge. For Harley-Davidson® custom and cruiser models, the Compact windshield provides wind and weather protection for everyday riding.



### TOURING

Add maximum weather protection to your sporting motorcycle. Contoured to divert the wind around the rider's helmet and hands, a Touring windshield means long-ride comfort.



### VENTILATOR WINDSHIELD

Ventilator Windshields feature side-mounted vents that allow you to adjust the airflow to match the riding conditions. Opening the vents redirects the air across your chest for a cooling effect, and closing the vents provides maximum wind and weather protection.

## DETACHABLE MOUNTS

Designed to be installed or removed without tools in seconds, a detachable windshield gives you the freedom to define your ride at the drop of a hat. Ride across the country protected from the elements, then quickly remove the windshield to hit the streets in style.



## TEMPERATURE CONTROL

Extend your riding season. Full coverage Soft Lower provides wind and mud protection for the rider's legs and boots, and minimize cold updrafts as the weather changes. Covers simply clip in place for speedy installation, and can be easily removed as temperatures rise.





A. VENTILATOR COMPACT DETACHABLE WINDSHIELD

**A. VENTILATOR COMPACT DETACHABLE WINDSHIELD**

In a nutshell, a windshield should provide a barrier between the rider and errant bugs, discarded cigarette butts, flying debris and bad air. The shield should manage airflow and wind blasts to create a pocket of still air for both rider and passenger comfort. But if you ride in a warm climate, or spend time at low speeds stuck in traffic, you need to keep some air circulating around your body to stay comfortable. The Ventilator Windshield features clear injection molded vents that allow you to adjust the airflow to match the riding conditions. Opening the vents redirects the air across your chest for a cooling effect, and closing the vents provides maximum wind and weather protection. But when you want to ride "naked," the Detachable shield can be removed completely and reinstalled in seconds to match your riding mood.

**57400025** 19" Clear.

Fits '88-later XL (except XL1200X, '11-later XL883L and XL1200C) and '91-'05 Dyna® models (except FXDWG and FXDXT). Windshield dimensions: Overall height – 28.0"; width – 21.4".

**B. QUICK-RELEASE TOURING WINDSHIELD**

The Touring Windshield features an aerodynamic design shaped to provide hours of riding comfort. The additional center width directs airflow past the hand grips, and deflects rain and road debris around the rider. The windshield mounts to the fork tubes with elegant die-cast lever-release clamps, so the windshield does not require any "leave-behind" docking hardware. You get quick on-and-off convenience, and a clean, custom look. No tools are required, and the kit includes everything needed to install the windshield. The tough, hard-coated polycarbonate windshield features traditional chrome horizontal and vertical braces.

**58158-08** 19" Clear.

Fits '88-later XL (except XL1200X, '11-later XL883L and XL1200C) and '91-'05 Dyna models (except FXDWG and FXDXT). Windshield dimensions: Overall height – 28.3"; width – 22.1".



B. QUICK-RELEASE TOURING WINDSHIELD

# 60 SPORTSTER®

## Windshields

### A. QUICK-RELEASE COMPACT WINDSHIELD

Combine the classic Harley-Davidson® windshield shape with a revolutionary new attachment system, and you have the best of style and function. The windshield mounts to the fork tubes with elegant die-cast lever-release clamps, so the windshield does not require any "leave-behind" docking hardware. You get quick on-and-off convenience and a clean, custom look. No tools are required, and the kit includes everything needed to install the windshield. The tough, hard-coated polycarbonate windshield is available with traditional polished or gloss black horizontal and vertical braces.

Fits '88-later XL (except XL1200X, '11-later XL883L and XL1200C) and '91-'05 Dyna® models (except FXDWG and FXDXT).

**58063-04** 18" Clear – Polished Braces.  
Windshield dimensions: Overall height – 26.8"; width – 19.7".

**58706-09** 18" Clear – Black Braces.  
Windshield dimensions: Overall height – 26.8"; width – 19.7".

**58601-04** 18" Light Smoke – Polished Braces.  
Windshield dimensions: Overall height – 26.8"; width – 19.7".

**58602-04** 14" Light Smoke – Polished Braces.  
Windshield dimensions: Overall height – 22.8"; width – 19.5".

**58703-09** 14" Light Smoke – Black Braces.  
Windshield dimensions: Overall height – 22.8"; width – 19.5".

Fits '11-later XL883L and XL1200C models.

**57801-11** 18" Clear – Polished Braces.  
Windshield dimensions: Overall height 26.8"; width 19.7".

**57802-11** 14" Light Smoke – Polished Braces.  
Windshield dimensions: Overall height 22.8"; width 19.5".

Fits '10-later XL1200X models.

**58053-10** 19" Clear – Black Braces.  
Windshield dimensions: Overall height 24.0"; width 19.5".

**57682-10** 15" Light Smoke – Black Braces.  
Windshield dimensions: Overall height 20.0"; width 19.5".

#### Also available:

#### FRONT DIRECTIONAL RELOCATION KIT

This kit includes the required hardware and wiring to move the front directional lamps from the handlebar to the lower triple clamp.

Fits '88-later XL (except XL1200X, '11-later XL883L and XL1200C) and '91-'05 Dyna models (except FXDWG and FXDXT).

**68517-94A** Chrome.  
**68643-09** Gloss Black.



A. QUICK-RELEASE COMPACT WINDSHIELD – POLISHED BRACES



A. QUICK-RELEASE COMPACT WINDSHIELD – GLOSS BLACK BRACES



B. DETACHABLE COMPACT WINDSHIELD FOR MODELS WITH AUXILIARY LIGHTING

**B. DETACHABLE COMPACT WINDSHIELD FOR MODELS WITH AUXILIARY LIGHTING**

Whether it's for keeping bugs off your face or warmth in your body, a windshield has a huge impact on rider and passenger comfort. By diverting air pressure past your chest and over your helmet, a windshield can add hours of riding comfort. This high-quality polycarbonate windshield mounts to the fork tubes with Detachable Docking Hardware (*sold separately*) for easy on-and-off convenience and a quick return to a stripped-down profile, and is shaped to fit models equipped with Auxiliary Lighting Kits.

**57400053** 18" Clear.

Fits '11-later XL883L and '11-later XL1200C models equipped with Auxiliary Lamps. Also for use on '11-later XL883L Police models equipped with pursuit lamps. Requires the separate purchase of Docking Hardware Kit P/N 58164-96A and Turn Signal Relocation Kit P/N 68603-01. Windshield dimensions: Overall height – 22.7"; width – 19.5".

**57716-01** 18" Clear.

Fits '88-later XL (except XL1200X, '11-later XL883L and XL1200C) and '91-'05 Dyna® models (except FXDWG and FXDXT) equipped with Auxiliary Lamps. Requires the separate purchase of Docking Hardware Kit P/N 58164-96A and Turn Signal Relocation Kit P/N 68603-01. Windshield dimensions: Overall height – 26.8"; width – 19.7".

**Shown with:****DOCKING HARDWARE FOR DETACHABLE WINDSHIELDS**

Each kit includes polished clamps and all required mounting hardware.

**58164-96A**

Required for installation of Detachable windshields on '88-later XL (except XL1200X and '11-later XL1200C) and '91-'05 Dyna models (except FXDWG and FXDXT). XL and Dyna models with Front Turn Signals originally located on the upper triple clamp may require the additional purchase of Turn Signal Wiring Kit P/N 72389-96.

**C. QUICK-RELEASE SUPER SPORT WINDSHIELD**

Reduces the pounding of wind and shower of bugs, but keeps the wind-in-the-hair feeling. Ideal for a cool morning ride, the sleek profile of the Super Sport Windshield hugs the front headlamp for a sporty look. The windshield mounts to the fork tubes with elegant die-cast lever locking clamps, so the windshield does not require any "leave-behind" docking hardware. You get quick on-and-off convenience and a clean, custom look. No tools are required, and the kit includes everything needed to install the windshield.

**57838-08** 19" Light Smoke.

Fits '88-later XL (except XL1200X, '11-later XL883L and XL1200C) and '91-'05 Dyna models (except FXDWG and FXDXT). XL Custom models require Front Directional Relocation Kit P/N 68517-94A. Windshield dimensions: Overall height – 25.0"; width – 20.1".



C. QUICK-RELEASE SUPER SPORT WINDSHIELD

## 62 SPORTSTER®

### Windshields

#### A. QUICK-RELEASE SUPER SPORT WINDSHIELD

Reduces the pounding of wind and shower of bugs but keeps the wind-in-the-hair feeling. Ideal for a cool morning ride, the sleek profile of the Super Sport Windshield hugs the front headlamp for a sporty look. The windshield mounts to the fork tubes with elegant die-cast lever locking clamps, so the windshield does not require any "leave-behind" docking hardware. You get quick on-and-off convenience and a clean, custom look. No tools are required, and the kit includes everything needed to install the windshield.

Fits '08-later XR1200™ models.

**57262-08** 11" Gradient.

Windshield dimensions: Overall height – 13.8"; width – 12.8".

**57260-08** 13" Light Smoke.

Windshield dimensions: Overall height – 18.7"; width – 13.8".

#### B. DETACHABLE QUARTER FAIRING KIT

Sleek, racy styling and sweeping lines are the make-up of this innovative fairing. Its quarter-sized, detachable design gives your bike a whole new, sporty look that can be changed in an instant. Available in Primed or Vivid Black. Requires the installation of Detachable Docking Hardware Kit P/N 58164-96A.

Fits '88-later XL (except XL Custom, XL1200X and '11-later XL883L), FXR and '95-'05 Dyna® models (except, FXLR, FXDXT and FXDWG).

**57070-98** Primed.

**57070-97DH** Vivid Black.

#### C. HEADLAMP VISOR

Add an element of racy style to stock headlamps with these visors, available in Primed or Vivid Black.

Fits '95-later XL models (except XL Custom, XL1200V, XL1200X and '11-later XL883L), '95-'05 Dyna models (except FXDWG and FXDXT), '82-'94 FXR and FXRS models.

**68129-97** Primed.

**68129-98DH†** Vivid Black.

#### D. SPORT WINDSHIELD KIT

Formed of polycarbonate and hard-coated to resist scratching. Light smoke windshield is contoured to fit the headlamp and incorporates adjustable four-point mounting. Functional styling helps deflect wind to reduce upper body fatigue.

**58192-87A** 17" Light Smoke.

Fits '88-later XL (except XL Custom, XL1200X and '11-later XL883L) and '95-'05 Dyna models (except FXDWG and FXDXT). Includes black mounting hardware. Windshield dimensions: Overall height – 18.5"; width – 16.3".

**58024-96A** 17" Light Smoke.

Fits '96-'10 XL Custom, XL1200X and '87-'94 FXLR models. Also fits '99-'00 FXR models. Windshield dimensions: Overall height – 19.1"; width – 16.3".

#### E. LOCKING QUICK-RELEASE WINDSHIELD CLAMP

Protect your investment. This Locking Quick-Release Windshield Clamp secures your windshield from grab-and-run theft, giving you peace of mind when you have to leave your bike unattended. The chrome-plated Locking Clamp replaces one of the Original Equipment windshield clamps, and features a push-button lock with a mini barrel-style key for easy removal. Kit includes one locking clamp and two matching keys.

**57400006** 39mm.

Fits '88-later XL and '91-'05 Dyna models (except FXDWG) equipped with Quick Release-style Detachable windshields.



A. QUICK-RELEASE SUPER SPORT WINDSHIELD – 11" GRADIENT



A. QUICK-RELEASE SUPER SPORT WINDSHIELD – 13" LIGHT SMOKE



B. DETACHABLE QUARTER FAIRING KIT



C. HEADLAMP VISOR



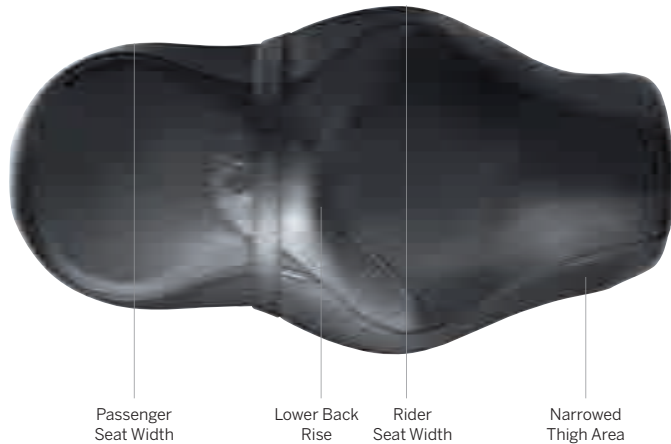
D. SPORT WINDSHIELD KIT – XL CUSTOM




E. LOCKING QUICK-RELEASE WINDSHIELD CLAMP

## SEAT OF POWER

The right seat is equal parts ergonomics and comfort. Its shape anchors your position and determines the reach to the ground and to the controls, and the padding supports your tailbone and hips to relieve stress and pressure. Pick the right one for you — and your passenger.



### PAMPER YOUR BEHIND



Experience ultimate comfort. Road Zeppelin® Seat Pads are equipped with a unique air bladder system that distributes rider weight across the entire seating surface. By reducing pressure points and providing shock absorption, this pad allows you to ride your cool low profile seat for hundreds of miles. The mesh cover lets air circulate beneath the rider's body, reducing the temperature between the rider and seat. The easy-to-reach integrated hand pump and air release valve permits quick and convenient adjustment.

### CHANGING YOUR SEAT



Switching out your seat is simple. And because certain rides call for certain styles, some folks like to have multiple seats to match the occasion. Install a comfortable, supportive touring seat for the longer treks, and swap it out for a low-profile seat for a night on the town. Please see your owner's manual for proper removal and installation of seats.

### SPORTSTER® SEAT TYPES

Solo or two-up, comfort or style, check out these seats to get an idea of where you want to sit.



#### LOW-PROFILE SEATS

These saddles combine radical styling with a "deep-in-the-bike" riding position. Long and lean, Badlander®, Brawler® and Sidekick® seats bring you lower to the ground than most other seats.



#### TOURING SEATS

Designed for comfort, Sundowner™ and Signature Series® seats offer a broad seating surface to reduce pressure points and a dished shape holds you in place and provides additional back support.

### POSITION SEATS



**REDUCED REACH SEATS**



**SIGNATURE SERIES SOLO SEATS**

#### REDUCED REACH® SEATS

Get even closer. This Solo Seat is shaped to move the rider 3" forward and 1" lower for a confident reach to the hand and foot controls. The narrow nose brings the legs 1" closer together for a comfortable reach to the ground, and the scooped bucket-shape and back support keeps the rider from sliding backward during acceleration.

#### SIGNATURE SERIES® SOLO SEAT

The wide seating area keeps the rider extra comfy on a long trip, and the narrow nose keeps your legs closer together for easier city driving. This solo seat features an easily removable and adjustable rider backrest that provides extra support, and keeps you anchored in place for riding confidence.

# 64 SPORTSTER®

## Seating

### A. BRAWLER® SEAT

When it's time to go it alone, go in style. These premium quality cowhide leather solo saddles feature a smooth, sleek design that hugs the frame rails for a true custom look. Top-grain leather seating surface and contoured foam padding add long-haul comfort, and the durable hand-laid fiberglass seat pan is carpeted to protect the paint finish. This seat does not fit with passenger pillions.

#### 52940-04B

Fits '04-later XL models equipped with 4.5 gallon fuel tank. Seat width 12.5".

#### 52941-04B

Fits '04-later XL models equipped with 2.2 or 3.3 gallon fuel tanks. Seat width 12.5".

#### 52198-03††

Fits '83-'03 XL models. Seat width 12.5".

### B. SIDEKICK® SEAT

Share your custom ride with a passenger. This two-up cowhide leather seat offers a frame-hugging look, but adds back support for the rider and additional padding for the passenger. Top-grain leather seating surface and contoured foam padding add long-haul comfort, and the durable hand-laid fiberglass seat pan is carpeted to protect the paint finish.

#### 52849-04B

Fits '04-later XL models equipped with 4.5 gallon fuel tank. Models not equipped with passenger pegs require separate purchase of Passenger Footpeg Kit P/N 50203-04. Seat width 12.5"; passenger pillion width 5.0".

#### 52859-04B

Fits '04-later XL models equipped with 2.2 or 3.3 gallon fuel tanks. Models not equipped with passenger pegs require separate purchase of Passenger Footpeg Kit P/N 50203-04. XL883N, XL1200N and XL1200X models also require separate purchase of Retention Washer P/N 7487. Seat width 12.5"; passenger pillion width 5.0".

### C. RALLYRUNNER® SEAT

The two-up profile of this custom seat maintains a lean look, but adds back support for the rider and additional padding for the passenger. Made of the highest quality cowhide, this premium seat offers a radical style with a touch of comfort. Top-grain leather seating surface and contoured foam padding add long-haul comfort, and the durable hand-laid fiberglass seat pan is carpeted to protect the paint finish.

#### 52916-04B

Fits '04-later XL models equipped with 4.5 gallon fuel tank. Models not equipped with passenger pegs require separate purchase of Passenger Footpeg Kit P/N 50203-04. Seat width 12.5"; passenger pillion width 8.0".

#### 52923-04B

Fits '04-later XL models equipped with 2.2 or 3.3 gallon fuel tanks. Models not equipped with passenger pegs require separate purchase of Passenger Footpeg Kit P/N 50203-04. XL883N, XL1200N and XL1200X models also require separate purchase of Retention Washer P/N 7487. Seat width 12.5"; passenger pillion width 8.0".

†† EC



A. BRAWLER SEAT



B. SIDEKICK SEAT



C. RALLYRUNNER SEAT

NOTE: Some Harley-Davidson® seats are made of leather. Fine leathers or other natural materials WILL gain "character," such as wrinkles or wear, with age. This is normal. A fine, aged patina and character wrinkles are a sign of the extremely high quality materials used to construct your seat or backrest. The appearance of scars or marks on the leather are a result of using natural leather panels and should not be thought of as an imperfection. Please use Harley-Davidson Leather Dressing P/N 98261-91V to protect your investment.

NEW

**D. METAL FLAKE SOLO SEAT – SILVER CHARCOAL****D. METAL FLAKE SOLO SEAT – SILVER CHARCOAL**

Add a little sparkle to your ride with this custom Metal Flake Solo Seat. With a nod to the choppers and bobbers of the '60s and '70s, this minimalistic seat features a brilliant high-gloss metal flake vinyl seating surface that is finished in the classic diamond checked upholstery pattern. The look will stop traffic, and will certainly make your ride stand out in a crowd.

**52000051**

Fits '04-'06 XL, '10-later XL models with 2.2 or 3.3 gallon fuel tank. Seat width 10.0".

**E. SOLO SPRING SADDLE**

Add nostalgic "bobber" looks to your modern Harley-Davidson® motorcycle. This elegant solo seat features a low-profile design that provides the minimalistic "just enough to ride" look. The torsion-style springs are designed for the optimum balance between spring suspension and support. The smooth metal seat pan and the simple frame cover leave a clean, finished appearance. Easy to install, the bolt-on seat and model-specific Spring Seat Installation Kit includes everything you need to get the bobber look. No cutting, welding, or fabrication is necessary, and the seat can be removed and replaced with a touring seat for a two-up night on the town.

Fits '04-'06 XL, '10-later XL, '06-later Dyna® and '08-later Softail® models (except FXCW, FXCWC and FXSBSE). Installation requires separate purchase of model-specific Spring Seat Mounting Hardware Kit.

**54373-10** Black Leather.

**54072-10** Brown Leather.

**52000114** Black Diamond.

**52000113** White Diamond.

**Spring Seat Installation Kit**

Required for installation of Solo Spring Saddle Kit P/N 54072-10, 54373-10, 52000114 and 52000113. Kit includes springs, mounting brackets, frame cover and hardware.

**54074-10**

Fits '04-'06 and '10-later XL models.

**E. SOLO SPRING SADDLE – BLACK LEATHER****E. SOLO SPRING SADDLE – BROWN LEATHER**

NEW

**E. SOLO SPRING SADDLE – BLACK DIAMOND**

NEW

**E. SOLO SPRING SADDLE – WHITE DIAMOND**

NOTE: Some Harley-Davidson® seats are made of leather. Fine leathers or other natural materials WILL gain "character," such as wrinkles or wear, with age. This is normal. A fine, aged patina and character wrinkles are a sign of the extremely high quality materials used to construct your seat or backrest. The appearance of scars or marks on the leather are a result of using natural leather panels and should not be thought of as an imperfection. Please use Harley-Davidson Leather Dressing P/N 98261-91V to protect your investment.

# 66 SPORTSTER®

## Seating

### A. BADLANDER® SEAT

A perfect seating surface for cruising the town, this low, slammed seat offers a clean, custom look. The smooth covers and subtle top-stitching feature two embroidered "Harley-Davidson" logos.

#### 51749-07††

Fits '07-later XL models equipped with 4.5 gallon fuel tank. Models not equipped with passenger pegs require separate purchase of Passenger Footpeg Kit P/N 50203-04. Seat width 12.0"; passenger pillion width 5.0".

#### 52379-04††

Fits '04-'06 XL models equipped with 4.5 gallon fuel tank. Models not equipped with passenger footpegs require separate purchase of Passenger Footpeg Kit P/N 50203-04. Seat width 12.0"; passenger pillion width 5.0".

#### 51747-07††

Fits '07-later XL models equipped with 2.2 or 3.3 gallon fuel tanks. Models not equipped with passenger pegs require separate purchase of Passenger Footpeg Kit P/N 50203-04. XL883N, XL1200N and XL1200X models also require separate purchase of Retention Washer P/N 7487. Seat width 12.0"; Passenger pillion width 5.0".

#### 52381-04††

Fits '04-'06 XL models equipped with 3.3 gallon fuel tank. Models not equipped with passenger footpegs require separate purchase of Passenger Footpeg Kit P/N 50203-04. Seat width 12.0"; passenger pillion width 5.0".

#### 52296-94B††

Fits '83-'03 XL models. Seat width 12.0"; passenger pillion width 5.0".

### B. DISTRESSED BROWN LEATHER BADLANDER SEAT

The timeless Badlander® Seat, with its low and lean frame-hugging style, is dressed in rich brown leather that has the warm distressed feel of a well-worn bomber jacket. The individual leather panels are seamed together into a pattern that resembles a vintage western saddle, and the supple untreated surfaces will continue to age and develop character marks with every mile. Matching leather grab strap is included, and complementing Distressed Brown Leather Passenger Backrests are available for most models.

#### 52000024

Fits '07-later XL models equipped with 2.2 or 3.3 gallon fuel tanks. Models not equipped with passenger pegs require separate purchase of Passenger Footpeg Kit P/N 50203-04. XL883N, XL1200N and XL1200X models also require separate purchase of Retention Washer P/N 7487. Seat width 12.0"; passenger pillion width 5.0".

### C. SUPER REDUCED REACH® SOLO SEAT

Get a little bit closer. Super Reduced Reach® forward position seats are designed to move riders with a shorter inseam even closer to the controls and to bring the legs about 1" closer together so that your feet rest firmly on the pavement. The scooped bucket-shaped saddle is enhanced with added back support padding to move the rider up to 1" lower and 3" forward. The combination positions the rider closer to the hand and foot controls to offer both comfort and confidence. For a two-up ride, combine the solo seat with the Touring Passenger Pillion P/N 51744-07A (*sold separately*).

#### 54385-11

Fits '07-later XL models equipped with 4.5 gallon fuel tank. Seat width 10.5".

#### 54386-11

Fits '07-later XL models equipped with 2.2 or 3.3 gallon fuel tanks. XL883N, XL1200N and XL1200X models also require separate purchase of Retention Washer P/N 7487. Seat width 10.5".

†† EC

NOTE: Some Harley-Davidson® seats are made of leather. Fine leathers or other natural materials WILL gain "character," such as wrinkles or wear, with age. This is normal. A fine, aged patina and character wrinkles are a sign of the extremely high quality materials used to construct your seat or backrest. The appearance of scars or marks on the leather are a result of using natural leather panels and should not be thought of as an imperfection. Please use Harley-Davidson Leather Dressing P/N 98261-91V to protect your investment.



A. BADLANDER SEAT



B. DISTRESSED BROWN LEATHER BADLANDER SEAT



C. SUPER REDUCED REACH SOLO SEAT

**D. REDUCED REACH SEAT****D. REDUCED REACH® SEAT**

Designed specifically for riders requiring a close to the bar riding position, without compromising comfort. This seat positions the rider approximately 1/2" forward, closer to the hand and foot controls. The narrow front profile brings your legs closer together to help you plant your feet firmly on the ground. The slightly bucketed rider seat offers lower back support and features a textured insert to prevent you from sliding around while riding.

**51738-07††**

Fits '07-later XL models equipped with 4.5 gallon fuel tank. Models not equipped with passenger pegs require separate purchase of Passenger Footpeg Kit P/N 50203-04. Seat width 14.0"; passenger pillion width 10.0".

**51737-07††**

Fits '07-later XL models equipped with 2.2 or 3.3 gallon fuel tanks. Models not equipped with passenger pegs require separate purchase of Passenger Footpeg Kit P/N 50203-04. XL883N, XL1200N and XL1200X models also require separate purchase of Retention Washer P/N 7487. Seat width 14.0"; passenger pillion width 10.0".

**51533-04††**

Fits '04-'06 XL models equipped with 3.3 gallon fuel tank. Models not equipped with passenger footpegs require separate purchase of Passenger Footpeg Kit P/N 50203-04. Seat width 11.5"; passenger pillion width 6.0".

**E. REDUCED REACH SOLO SEAT****F. LOW-PROFILE SOLO SEAT****E. REDUCED REACH SOLO SEAT**

Need to get your feet firmly on the ground? This ergonomically friendly Solo Seat moves the rider 1/2" forward, and offers a truly comfortable seating option for the rider with a shorter inseam. The wide bucket surface provides a comfortable perch for those long rides, while the narrow front brings your legs together for a more natural riding position around town.

**51751-07††**

Fits '07-later XL models equipped with 4.5 gallon fuel tank.

**51750-07††**

Fits '07-later XL models equipped with 2.2 or 3.3 gallon fuel tanks. XL883N, XL1200N and XL1200X models also require separate purchase of Retention Washer P/N 7487.

**F. LOW-PROFILE SOLO SEAT**

This Low-Profile Solo Seat offers a truly comfortable seating option for the rider with a shorter inseam. The wide bucket surface provides a comfortable perch for those long rides, while the narrow front brings your legs together for a more natural riding position around town.

**51538-04††**

Fits '04-'06 XL models equipped with 4.5 gallon fuel tank. Seat width 14.5".

**51538-00††**

Fits '83-'03 Sportster® models. Seat width 14.5".

**G. PASSENGER PILLION**

Low-profile, minimalistic Passenger Pillion features grey stitching to complement the Original Equipment solo seat on XL1200V and XL1200X models. Easy to install with included hardware and grab strap.

**51734-10**

Fits XL1200V and XL1200X models equipped with Original Equipment solo seat. Requires installation of passenger footpegs (*sold separately*). Pillion width 7.75".

**H. PASSENGER PILLION**

Bring a guest along on your solo-seat equipped Sportster model. The smooth cover and top stitching of this Passenger Pillion complements the Original Equipment solo seat and the Reduced Reach® Solo Seat. Kit includes grab strap and mounting hardware.

**51744-07A**

Fits '07-later XL models equipped with Original Equipment or Reduced Reach Solo Seats. Requires installation of passenger footpegs (*sold separately*). XL883N, XL1200N, XL1200V and XL1200X models also require separate purchase of Retention Washer P/N 7487. Pillion width 10.0".

**51546-04††**

Fits '04-'06 XL883 models. Requires installation of passenger footpegs (*sold separately*). Pillion width 9.5".

**51810-05††**

Fits '05-'06 XL883L models. Requires installation of passenger footpegs (*sold separately*). Pillion width 11.0".

†† 

**G. PASSENGER PILLION****H. PASSENGER PILLION –  
'04-'06 XL883 MODELS SHOWN**

# 68 SPORTSTER®

## Seating

### A. SIGNATURE SERIES® SOLO SEAT WITH RIDER BACKREST

A perfect combination of foam density and shape has created our most comfortable seat for long-haul touring. The wide-seating area will keep the rider extra comfy on a long trip, and when you reach your destination, city driving will be easier with the narrow nose that helps keep your legs closer together. Seat features an easily removable adjustable rider backrest that folds down for easier passenger mounting. Rider backrest has a 5-position height adjustment with 1.5" range, and a wide range of forward/back angle adjustment with a quick twist of the control knob. Matching Passenger Pillion is available for added versatility.

**52000034**

Fits '04-later XL models with 4.5 gallon fuel tank. Seat width 15.0".

**52000062**

Fits '04-later XL models with 2.2 or 3.3 gallon fuel tank. Seat width 15.0".

### B. SIGNATURE SERIES PASSENGER PILLION

Bring someone along for the ride without giving up your solo status. This carefully styled pillion matches the Sportster® Signature Series® Solo Seat and provides your passenger with a wide seating surface for hours of comfort.

**52400053**

Fits '04-later XL models equipped with Signature Series Solo Seat P/N 52000034 or 52000062. Pillion width 10.0".

### C. SUNDOWNER™ DEEP BUCKET SEAT

The Sundowner™ Seat provides the maximum in long-riding comfort, along with a healthy helping of style and quality. This seat features a deep, contoured rider bucket that provides lower back support to keep you comfortable longer. The wide passenger pillion gives your passenger added comfort as well.

**51739-07††**

Fits '07-later XL models equipped with 4.5 gallon fuel tank. Models not equipped with passenger pegs require separate purchase of Passenger Footpeg Kit P/N 50203-04. Seat width 14.5"; passenger pillion width 12.0".

**51736-07††**

Fits '07-later XL models equipped with 2.2 or 3.3 gallon fuel tanks. Models not equipped with passenger pegs require separate purchase of Passenger Footpeg Kit P/N 50203-04. XL883N, XL1200N and XL1200X models also require separate purchase of Retention Washer P/N 7487. Seat width 14.5"; passenger pillion width 12.0".

**51507-04††**

Fits '04-'06 XL models equipped with 4.5 gallon fuel tank. Models not equipped with passenger footpegs require separate purchase of Passenger Footpeg Kit P/N 50203-04. Seat width 15.0"; passenger pillion width 12.5".

**51509-04††**

Fits '04-'06 XL models equipped with 3.3 gallon fuel tank. Models not equipped with passenger footpegs require separate purchase of Passenger Footpeg Kit P/N 50203-04. Seat width 15.0"; passenger pillion width 12.5".

**51544-01A**

Fits '83-'03 XL models. Seat width 15.0"; passenger pillion width 12.5".

### D. ROAD ZEPPELIN® SEAT PAD

Experience ultimate comfort. Road Zeppelin® Seat Pads are equipped with a unique air bladder system that allows your weight to be distributed evenly across the entire seating surface, ensuring hours of comfort for both rider and passenger. The air bladder system is designed to remove pressure points and provide shock absorption to reduce vibration. The mesh cover allows air to circulate beneath the rider's body, reducing the air temperature between the rider and seat. The easy-to-reach integrated hand pump and air release valve permits quick and convenient adjustment. Shaped to conform to most Harley-Davidson® seats, the pads feature an adjustable mounting strap and a non-skid surface to keep them in place.

**52000084** Rider.

Fits rider position on all models equipped with Original Equipment or accessory seats. Also fits passenger position on Touring models with large pillion area. Pad width – 14.0".

**52400060** Passenger Pillion.

Fits Original Equipment and accessory passenger pillions. Pad length – 11.0"; width – 8.0".

†† EC

NEW



A. SIGNATURE SERIES SOLO SEAT WITH RIDER BACKREST

NEW



B. SIGNATURE SERIES PASSENGER PILLION



C. SUNDOWNER DEEP BUCKET SEAT (SHOWN WITH SMOOTH BUCKET LOW BACKREST PAD)

NEW



D. ROAD ZEPPELIN SEAT PAD

NEW



D. ROAD ZEPPELIN SEAT PAD

**E. CIRCULATOR SEAT AND BACKREST PADS****E. CIRCULATOR SEAT AND BACKREST PADS**

Keep comfortable on your next long ride. These breathable Circulator Seat Pads feature 3D construction that promotes air movement and reduces heat build-up where the rider's body touches the seat or backrest. Designed to keep the rider cool by reducing the perspiration build-up between you and the seating surface, the Circulator Pad can be installed and removed in seconds for easy cleaning. The low-profile design minimizes seat-height change compared to inflatable pads, while enhancing comfort with its shock-absorbing construction. Manufactured of UV-stable materials, these seat pads resist fading when exposed to the sun. Elastic under-seat strap and non-slip base provide secure installation, and the available Circulator Passenger Pillion Pad attaches to the rider pad with hook-and-loop tabs.

**51074-10** Medium Seat Pad (14.5" width). Fits VRSC™, XL and Dyna® models with Original Equipment and accessory seats.

**51078-10** Passenger Pillion Pad (13.0" width). Fits Original Equipment and accessory passenger pillions.

**52300103** Wide Backrest. Fits wide profile rider and passenger backrest pads up to 12.0" wide and 9.0" tall.

**52300104** Narrow Backrest. Fits narrow profile rider and passenger backrest pads up to 7.0" wide and 10.0" tall.

**F. REAR FENDER BIB****G. DETACHABLE SEAT HARDWARE KIT****F. REAR FENDER BIB**

Go solo in style. Form-fitted to hug the contour of the rear fender, this decorative fender cover hides the seat mounting holes that are exposed when riding with a solo seat. Wrapped in smooth vinyl to match Original Equipment or accessory solo seats, the Fender Bib features an embossed Bar & Shield logo for added style. The molded base is finished with a soft felt under-liner designed to protect the fender's painted surface.

**52017-08** Fits '04-later XL models (except XL1200V and XL1200X) equipped with Original Equipment solo seat or Reduced Reach® Solo Seat P/N 51750-07<sup>††</sup> or 51751-07<sup>††</sup>. Will not fit models equipped with Bobtail Rear Fender.

**G. DETACHABLE SEAT HARDWARE KIT**

These hardware kits allow the rider to remove one-piece Harley-Davidson® seats quickly and easily.

**51676-97A** Fits '97-later XL, Dyna, Softail® (except FLS models equipped with Original Equipment seat) and Touring models. Does not fit seats equipped with spring-loaded rear seat bracket.

**H. COLOR-MATCHED XR1200™ SEAT COWL**

Go solo in style. These easy-to-install covers smooth and enhance the race-inspired profile of the XR1200™ tail section. Simply remove the existing passenger pillion and pop on the form-fitting Seat Cowl to change the look. Cover lifts off to reveal additional storage space.

Fits '08-later XR1200 and XR1200X™ models. Will not fit models equipped with Luggage Rack P/N 53920-08.

**1. 51496-10BYM** Black Denim.

**2. 51496-10BNR** Mirage Orange Pearl.

**3. 51496-10CHH** Pewter Denim.

**4. 51496-10DH** Vivid Black.

**5. 51496-10DHA** White Hot Denim.

<sup>††</sup> 

**H. COLOR-MATCHED XR1200 SEAT COWL****H. COLOR-MATCHED XR1200 SEAT COWL**

# COMFORT ON THE GO

With a detachable backrest and luggage rack, your bike can go from a stripped-down afternoon cruiser to a fully loaded two-up touring machine in seconds. Comfort- and convenience-driven accessories make for a less stressful ride.

## THE RIGHT COMBINATION

### BUILD YOUR OWN

A detachable sissy bar upright and backrest pad is the starting point for a complete touring machine. Start by shopping the following pages and selecting all the components required for your particular model.



### ALL IN ONE

For old school looks and modern convenience, consider adding a One-Piece Detachable Sissy Bar. The tall slim bar and the upper kick angle mimics the classic '60s shape, while the detachable mount lets you strip down the bike at a moment's notice.

## LOAD IT UP



Rain gear, extra clothing and basic supplies are easy to take along when you add luggage to your bike. Designed for maximum versatility, this complete collection of sissy bar- and luggage rack-mounted soft touring luggage ensures you will pack what you need for your next trip.

Designed by riders, for riders, the Premium Luggage Collection is formed of superior heavy-weight ballistic nylon to maintain their shape and protect your belongings over the long haul. And the secure spandex mounting system slips over the passenger backrest for a snug fit.

## EQUIPPED FOR THE MILES AHEAD

Solo and stripped down, two-up and fully loaded, or anywhere in between, you can tailor any Harley-Davidson® motorcycle to meet the demands of the highway.



### JUST THE BASICS

Stripped to the essentials, your ride is ready for your commute or for a night on the town. Detachable accessories let you install and remove the gear required for today's trip.



### HIT THE ROAD

Go it alone. Saddlebags hold a change of clothes, a rain suit and the basic travel gear. And a solo rack and soft bag can be added to carry the souvenirs you pick up on the way.



### SOLO TOURING

The ultimate road trip. The detachable saddlebags and Tour-Pak® offer tons of storage space, and the Solo Mounting Rack positions the Tour-Pak Pad for maximum rider back support.



### TWO-UP DAY TRIPPING

Take a friend. Saddlebags carry your clothes and the essentials, the luggage rack and a duffel bag hauls the rest, and a passenger backrest provides hours of riding comfort.

## CHANGING YOUR BACKREST



With a Docking Hardware Kit installed, adding or removing a Detachable accessory is a simple "slide and click" proposition. Rotate the cam-lock to release the sissy bar from the rear docking points. Pivot the sissy bar forward, and lift it free from the front docking points.

## Choosing a Backrest

A sissy bar upright and passenger backrest are the starting point to build a complete touring machine.

The backrest provides long-range comfort and support, and adds a feeling of control and confidence for the passenger. For permanent installation, choose rigid sideplates and a style of upright that suits your riding style. For added flexibility, choose a Detachable Sideplate Kit and appropriate Docking Hardware to make adding or removing a Detachable accessory a simple “slide and click” proposition.



### Rigid Sideplates

Fits '04-later XL models. Does not fit models equipped with sarge guards.

**1. 53925-04** Chrome.

Fits '94-'03 XL models.

**2. 52806-94B** Chrome.



### Detachable Sideplates

Fits '04-later XL models. Requires separate purchase of Docking Hardware Kit (see docking hardware matrix).

**3. 53913-04** Chrome.

**4. 52710-07** Gloss Black.

Fits '94-'03 XL models. Requires separate purchase of Docking Hardware Kit (see docking hardware matrix).

**53545-95** Chrome.

### Adjustable Sideplates

Enhance your passenger's ride with an adjustable passenger backrest. When combined with your choice of Sissy Bar Upright and Backrest Pad, these Premium Adjustable Sideplates allow the passenger to change the recline angle of the passenger backrest for maximum comfort. Simply pull on the release levers and adjust the upright to one of three different recline settings. For added versatility, the adjustable passenger backrest can be equipped with your choice of luggage racks. The exclusive cam lock detachable design lets you add or remove the passenger backrest assembly in seconds. Available in chrome and gloss black finishes.

Fits '04-later XL models. Requires separate purchase of Docking Hardware Kit.

**52300116** Chrome.

**52300096** Gloss Black.



Select a Height



**Tall**

**Tall Sissy Bar Upright**  
Let your passenger ride tall in the saddle with a Tall Sissy Bar Upright. This upright provides maximum upper back support when equipped with your choice of Backrest Pad.



**Standard**

**Standard Sissy Bar Upright**  
Give your passenger additional back support with a Standard Sissy Bar Upright, designed to accept a wide variety of Backrest Pads.



**Low**

**Low Sissy Bar Upright**  
Shaped to complement a thicker passenger pillion, this Low Sissy Bar Upright stands between the Standard and Short Sissy Bar Upright. The ideal match for touring style seats, this upright also offers an additional height option to riders with custom style seats.



**Short**

**Short Sissy Bar Upright**  
This Short Sissy Bar Upright is lower than traditional low uprights and the hidden Backrest Pad Mounting System allows for a sleek look when the pad is removed.

Select a Style



**Square Bar Medallion Style with 3-Bolt Pad Mount**



**Round Bar Mini Medallion Style with 3-Bolt Pad Mount**



**Round Bar Mini Medallion Style with 2-Bolt Pad Mount**

Sissy Bar Uprights are available in a variety of shapes and styles. Square bar uprights feature a traditional plate design that provides a flat surface that is ideal for displaying self-adhesive medallions. Round bar uprights feature a mini medallion bar and an embossed Bar & Shield insert. Uprights are designed to accept specific 3-bolt or 2-bolt mounted backrest pads.

Select Your Model

Sissy Bar Uprights for XL Models

Height	Bar Style	Style	Finish	Fits '82-'03 XL models	Fits '04-later XL models with Rigid Sideplates	Fits '04-later XL models with Detachable Sideplates
Short	Square	Insert	Chrome	52728-95	51513-02	52737-94A†
Short	Square	Insert	Gloss Black	—	—	52706-07
Low	Round	Mini Medallion	Chrome	—	—	52300022
Low	Round	Mini Medallion	Gloss Black	—	—	52300024
Low	Square	Medallion	Chrome	52655-84	52909-02	52754-04
Low	Square	Medallion	Gloss Black	—	—	51851-09
Standard	Round	Mini Medallion	Chrome	—	—	52300018
Standard	Round	Mini Medallion	Gloss Black	—	—	52300020
Standard	Square	Medallion	Chrome	—	—	52735-85†
Tall	Square	Medallion	Chrome	52777-85A	—	—

† TÜV



### Required Docking Hardware for Detachable Racks and Sideplates with or without the use of Saddlebags

#### 2004-later XL Detachable Docking Kit

Detachable Accessory	Available to fit:	Detachable Sideplate Options	Required Docking Hardware
Detachable Sideplates, Detachable Solo Rack 53494-04, 53512-07 One-Piece Detach Sissy Bar Upright P/N 51146-10, 52300040 or Detachable Solo Tour-Pak® Rack P/N 53655-04 with Leather Saddlebag P/N 90330-08.	2004-later XL models (except XL883N, XL1200N, XL1200V and XL1200X)	<b>53913-04</b> Chrome <b>52710-07</b> Black <b>52300116</b> Chrome <b>52300096</b> Black	<b>53544-04</b>
Detachable Sideplates, Detachable Solo Rack 53494-04, 53512-07 One-Piece Detach Sissy Bar Upright P/N 51146-10, 52300040 or Detachable Solo Tour-Pak Rack P/N 53655-04 with Leather Saddlebag P/N 53050-10 and 88312-07A.	2004-later XL models	<b>53913-04</b> Chrome <b>52710-07</b> Black <b>52300116</b> Chrome <b>52300096</b> Black	<b>53544-04</b>
Detachable Sideplates, Detachable Solo Rack 53494-04, 53512-07 One-Piece Detach Sissy Bar Upright P/N 51146-10 without Leather Saddlebags.	2004-later XL models	<b>53913-04</b> Chrome <b>52710-07</b> Black <b>52300116</b> Chrome <b>52300096</b> Black	<b>53529-04</b>
Detachable Sideplates or Detachable Solo Rack 53494-04, 53512-07 One-Piece Detach Sissy Bar Upright P/N 51146-10 or Solo Tour-Pak Mounting Rack 53655-04 with Hard Saddlebags 91412-0XXX.	2004-later XL models (except XL883N, XL1200N, XL1200V and XL1200X)	<b>53913-04</b> Chrome <b>52710-07</b> Black <b>52300116</b> Chrome <b>52300096</b> Black	<b>53529-04 &amp; 91405-04</b>


#### 1994-2003 XL Detachable Docking Kit

Detachable Sideplates: 53545-95, 53609-01 or Detachable Solo Rack 53495-95 with Leather Saddlebags: 90598-04†, 90342-04A or 90330-08.	1994-2001 XL models	<b>53545-95</b> Chrome	<b>90465-98A</b>
	2002-2003 XL (except XL Sport)	<b>53545-95</b> Chrome	<b>53532-02</b>
Detachable Sideplates: 53545-95, 53609-01 or Detachable Solo Rack 53495-95 without Leather Saddlebags.	1994-2003 XL models	<b>53545-95</b> Chrome	<b>53528-95B</b>
Detachable Sideplates: 53545-95, 53609-01 or Detachable Solo Rack 53495-95 with Hard Saddlebags 91370-00XX†.	1994-2003 XL models (except XL1200 Sport or 883R with remote reservoir shocks)	<b>53545-95</b> Chrome	<b>53528-95B &amp; 91385-00</b>

† TÜV † EC



**A. ONE-PIECE DETACHABLE SISSY BAR UPRIGHT – GLOSS BLACK**  
(SHOWN WITH PASSENGER BACKREST PAD)



**A. ONE-PIECE DETACHABLE SISSY BAR UPRIGHT – CHROME**  
(SHOWN WITH PASSENGER BACKREST PAD)

#### A. ONE-PIECE DETACHABLE SISSY BAR UPRIGHT

The sweeping shape of this slim, round bar Sissy Bar Upright completes the classic “bobber” look. The one-piece design eliminates separate sideplates for a clean appearance, and the stylized upper kick angle mimics the old-school sissy bars of the '50s and '60s. Available in your choice of chrome or gloss black finish, these bars can be equipped with Passenger Backrest Pad P/N 52631-07 (black) or 52300026 (brown).

Fits '04-later XL models. Installation requires separate purchase of appropriate Docking Hardware Kit.

**51146-10** Gloss Black.

**52300040** Chrome.

#### Shown with:

##### PASSENGER BACKREST PAD

Styled to complement available touring and custom seats.

Fits models equipped with Sissy Bar Upright P/N 52729-08, 51853-07, 51849-07, 51146-10, 51161-10, 52300040 or 52300042.

**52631-07** Smooth Black.

**52300026** Distressed Brown Leather.

# 74 SPORTSTER®

## Backrest Pads

### PASSENGER BACKREST PADS

Choose from a wide variety of backrest pad sizes and shapes to match your comfort and style demands. Designed to complement Original Equipment and accessory seats, these pads are engineered to fit specific sissy bar upright types.

#### A. MINI BACKREST PAD

Innovative mounting system features a brushed stainless steel insert framed with chrome plate and hardware.

##### 52513-94

Fits Mini Insert Style Sissy Bar Upright P/N 52744-94, 51512-02 or 52738-94A†.

#### B. SHORT BACKREST PAD

Innovative Backrest Pad mounting system features a brushed stainless steel insert framed with chrome plate and hardware.

##### 52517-94

Fits Short Insert Style Sissy Bar Upright P/N 52728-95, 51513-02, 52737-94A† or 52706-07.

#### C. CHROME BACKREST MOUNT

Chrome-plated Backrest Mount with hidden fasteners. Allows the mounting of sissy bar medallions or can be used as is for a clean look.

##### 52527-01 Mini Upright.

Fits XL, Dyna®, and Softail® models equipped with Harley-Davidson® Mini Sissy Bar Upright and matching Backrest Pad.

##### 52531-01 Short Upright.

Fits XL, Dyna, and Softail models equipped with Harley-Davidson Short Sissy Bar Upright and matching Backrest Pad.

#### D. BACKREST PADS

Sized to fit medallion and mini medallion-style sissy bar uprights. Pad mounts with single center screw and bolt-on mounting strap. Includes chrome-plated mounting hardware.

Fits Low Medallion Style Sissy Bar Upright P/N 52754-04 or 51851-09, Low Square Bar Mini-Medallion Style Sissy Bar Upright P/N 53282-06, Standard Square Bar Mini Medallion Style Sissy Bar Upright P/N 53281-06 or 53407-06, Standard Medallion Style Sissy Bar Upright P/N 52735-85†, 53007-98†, 52655-84, 52909-02 or 51517-02, Standard Bar & Shield Style Sissy Bar Upright 52739-83 or 51514-02, Standard Heritage Style Sissy Bar Upright P/N 52731-00† and Low Round Bar Sissy Bar Upright P/N 52300022 or 52300024.

##### 1. 52652-04 Smooth.

##### 2. 52626-04 Smooth Top-Stitched.

##### 3. 52656-04 Pillow-Look.

#### E. BACKREST PADS

Sized to fit round bar sissy bar uprights, these pads mount to mini medallion-style uprights with two mounting holes.

Fits Standard Round Bar Mini-Medallion Style Upright P/N 52877-10 or 51168-10. Also fits Low Round Bar Mini Medallion Style Sissy Bar Upright P/N 52540-09, 51477-06, 54256-10, 52300049, 52300050, 52300022, and 52300024.

##### 1. 51641-06 Smooth Top-Stitched.

##### 2. 51642-06 Smooth French Seam.

##### 3. 51643-10 Distressed Brown Leather.

##### 4. 51640-06 Smooth Bucket.

##### 5. 51622-07 Fat Boy® Lacing Bucket.

##### 6. 52300301 CVO™ FXSBSE Style – Black.

##### 7. 52300293 CVO FXSBSE Style – Brown.

† RVD



A. MINI BACKREST PAD



B. SHORT BACKREST PAD



C. CHROME BACKREST MOUNT – MINI UPRIGHT SHOWN



D. BACKREST PADS



E. BACKREST PADS

**F. BACKREST PADS**

Sized to fit medallion and mini medallion-style sissy bar uprights. Pad mounts with single center screw and bolt-on mounting strap. Kit includes chrome-plated mounting hardware.

Fits Low Medallion Style Sissy Bar Upright P/N 52655-84, 52909-02, 51517-02, Standard Medallion Style Sissy Bar Upright P/N 52735-85<sup>†</sup>, 53007-98<sup>†</sup> or 52877-08, Standard Square Bar Mini Medallion Style Sissy Bar Upright P/N 53281-06 or 53407-06, Standard Bar & Shield Style Sissy Bar Upright P/N 52739-83 or 51514-02, Standard Heritage Style Sissy Bar Upright P/N 52731-00<sup>†</sup> and Standard Round Bar Sissy Bar Upright P/N 52300018 or 52300020.

**1. 52612-95** Smooth Top-Stitched.

**2. 52545-84** Pillow-Look.

**3. 52412-79A** Embossed Bar & Shield Logo.

**4. 51711-06** Dyna® Low Rider.

**5. 54091-10** Distressed Brown Leather.

**6. 52087-98** FX Softail®.

**7. 51667-98** Touring.

**8. 52532-90** Fat Boy®.

**9. 52512-02** Chrome Studded.

**10. 52348-97** Heritage Classic Bucket.

**11. 52347-97** Fat Boy Bucket.

**12. 51132-98** Smooth Bucket.

**G. BACKREST PADS**

Sized to fit tall medallion and insert-style sissy bar uprights. Pads mount with upper bolt-on mounting strap and two lower mounting clips. Kit includes chrome-plated mounting brackets and hardware.

Fits Tall Medallion Style Sissy Bar Upright P/N 52777-85A, 51519-02 or 52749-85A<sup>†</sup>. Also fits Tall Insert Style Sissy Bar Upright P/N 51518-02 or 53552-81A<sup>†</sup>.

**1. 52965-98** Smooth Top-Stitched.

**2. 91770-85** Pillow-Look.

<sup>†</sup> TÜV

**F. BACKREST PADS****G. BACKREST PADS**

## 76 SPORTSTER®

### Backrests & Racks

#### A. AIR FOIL PREMIUM LUGGAGE RACK WITH RUBBER GRIP STRIPS\*

The low-profile aerodynamic styling defines the look of this Luggage Rack. Available in mirror-chrome or rich gloss black finish, the die-cast rear "Air Foil" grabs your attention, and the Bar & Shield insert adds a signature touch. The elegant round tube rack features inlaid rubber runners for added grip, and dedicated bungee mounting points to simplify luggage tie-down. Kit includes all necessary mounting hardware. For added visibility, the rack is designed to incorporate the internal wiring of the Air Foil Rack LED Light Kit P/N 68000076 (red) or 68000077 (smoked) for a clean look.

Fits '04-later XL models equipped with Detachable Sideplates, '06-later Dyna® models (except FXDF, FXDFSE/2 and '10-later FXDWG) equipped with Rigid or Detachable Sideplates, '84-'05 Softail® models (except FXSTD and FLSTN), '06-later FLST, FLSTC and FLSTSC models, and '06 FLSTF models equipped with Detachable or Rigid Mount Sideplates.

**54290-11** Chrome.

**54291-11** Gloss Black.

#### B. AIR FOIL LUGGAGE RACK LED LIGHT KIT

Custom fit to the Air Foil Luggage Rack, this fast-acting LED Light Kit operates as a supplemental rear running light and brake light. The high, center-mount position places the light in the line-of-sight of following vehicles, and the bright, fast-acting red LED lamps get you noticed. Wiring is concealed inside the rack tubes for a clean, custom installation. Available with red or smoked lens.

Fits Air Foil Luggage Rack P/N 54290-11 and 54291-11. Installation requires separate purchase of model-specific Wiring Harness Kit P/N 69368-11 or 73415-11.

**68000076** Red Lens.

**68000077** Smoked Lens.

#### Also available:

##### AIR FOIL LED LIGHT KIT WIRING HARNESS

Required for installation of LED Light Kit on Air Foil Luggage Rack P/N 54290-11 or 54291-11.

**69368-11**

Fits '04-later XL models with Air Foil Luggage LED Light Kit P/N 68000076 or 68000077.

#### C. BOBTAIL FENDER RACK\*

Functional and stylish, this chrome-plated rack is a great way to emphasize the legendary lines of the Bobtail Fender. Designed for easy installation on models with or without Sissy Bar Uprights, the rack features an embossed "Harley-Davidson" nameplate as a finishing touch.

**53948-04†** Chrome.

Fits '04-later XL models (except XL883N, XL1200N, XL1200V, XL1200X and '11-later XL1200C) equipped with Color-Matched Bobtail Rear Fender Kit and Bobtail Rear Fender Installation Kit P/N 69714-04A†.

#### D. CUSTOM TAPERED SPORT LUGGAGE RACK\*

Smooth sweeping curves and the brilliant chrome or gloss black finish define the look of this Sport Luggage Rack. Designed to complement both round and square bar Sissy Bar Uprights, this sleek rack adds a practical and stylish touch to the motorcycle.

Fits '04-later XL models equipped with Detachable Sideplates, '06-later Dyna models (except FXDF, FXDFSE/2, and '10-later FXDWG) equipped with Rigid or Detachable Sideplates, '84-'05 Softail models (except FXSTD and FLSTN) and '06-later FLST, FLSTC and FLSTSC models, and '06 FLSTF models equipped with Detachable or Rigid Mount Sideplates.

**50300030** Chrome.

**50300031** Gloss Black.



**\*WARNING:** Do not use this rack as a seat. Do not exceed the fender rack weight capacity. Using as seat or exceeding this capacity could cause handling problems which could result in loss of control and death or serious injury.



A. AIR FOIL PREMIUM LUGGAGE RACK WITH RUBBER GRIP STRIPS – CHROME



A. AIR FOIL PREMIUM LUGGAGE RACK WITH RUBBER GRIP STRIPS – GLOSS BLACK



B. AIR FOIL LUGGAGE RACK LED LIGHT KIT – RED LENS AND SMOKED LENS



C. BOBTAIL FENDER RACK – CHROME



D. CUSTOM TAPERED SPORT LUGGAGE RACK – CHROME



D. CUSTOM TAPERED SPORT LUGGAGE RACK – GLOSS BLACK

**E. TAPERED LUGGAGE RACK – CHROME****E. TAPERED LUGGAGE RACK – GLOSS BLACK****E. TAPERED LUGGAGE RACK\***

Styled to enhance the lines of the motorcycle, this sleek, compact Tapered Rack is an elegant solution for carrying your lunch to work or your luggage across the country.

Fits '04-later XL models equipped with Detachable Sideplates, '06-later Dyna® models (except FXDF, FXDFSE/2 and '10-later FXDWG) equipped with Rigid or Detachable Sideplates, '84-'05 Softail® models (except FXSTD and FLSTN), '06-later FLST, FLSTC and FLSTSC models, and '06 FLSTF models equipped with Detachable or Rigid Mount Sideplates.

**53718-04** Chrome.

**53510-07** Gloss Black.

Fits '04-later XL models equipped with Rigid Sideplates P/N 53925-04 and '02-'05 Dyna models equipped with Rigid Sideplates or Detachable Sideplates.

**53742-04** Chrome.

**F. SPORT LUGGAGE RACK – FOUR BAR\***

This sleek rack complements the lines of your motorcycle. Can be used with Detachable or Rigid Mount Sissy Bar Sideplates.

**53899-02** Chrome.

Fits '04-later XL models equipped with Rigid Sideplates P/N 53925-04 and '02-'05 Dyna models equipped with Rigid Sideplates or Detachable Sideplates.

**53711-96A** Chrome.

Fits '90-'03 XL models with Detachable Sideplate Kit P/N 53545-95, '82-'03 XL models with Rigid Mount Sideplate Kit P/N 52806-94B or 52782-82B, '82-'94 FXR models with Rigid Mount Sideplate Kit P/N 52781-82B (except FXRS-CONV. and FXRT). Fits '96-'01 Dyna models (except FXDWG). All '96-'01 Dyna models equipped with Rigid Mount Sideplates require the separate purchase of Luggage Rack Adapter Kit P/N 53828-00. Also fits '99-'00 FXR models.

**G. SPORT LUGGAGE RACK – FIVE BAR\***

This rack brings touring flexibility to your motorcycle. Can be used with Detachable or Rigid Mount Sissy Bar Sideplates.

**53862-00†** Chrome.

Fits '04-later XL models equipped with Detachable Sideplates, '06-later Dyna models (except FXDF, FXDFSE/2 and '10-later FXDWG) equipped with Rigid or Detachable Sideplates, '84-'05 Softail models (except FXSTD and FLSTN), '06-later FLST, FLSTC and FLSTSC models, and '06 FLSTF models equipped with Detachable or Rigid Mount Sideplates.

**H. CHOPPED FENDER LUGGAGE RACK\***


This Luggage Rack is the ideal option for your ride across town or across the state. Designed for the chopped rear fender, this simple rack adds practical luggage space without compromising style. Rear supports attach to the fender struts, and the rack is secured to the passenger pillion mounting point on the rear fender. Available in your choice of chrome or gloss black finish, this rack is compatible with Detachable Uprights and docking hardware.

Fits '09-later XL883N, '07-later XL1200N, XL1200V and XL1200X models.

**54250-10** Gloss Black.

**50300040** Chrome.

† TÜV

**F. SPORT LUGGAGE RACK – FOUR BAR, CHROME****G. SPORT LUGGAGE RACK – FIVE BAR, CHROME****H. CHOPPED FENDER LUGGAGE RACK – GLOSS BLACK****H. CHOPPED FENDER LUGGAGE RACK – CHROME**

**\*WARNING:** Do not use this rack as a seat. Do not exceed the fender rack weight capacity. Using as seat or exceeding this capacity could cause handling problems which could result in loss of control and death or serious injury.

## 78 SPORTSTER®

### Backrests & Racks

#### A. SPORTSTER® DETACHABLE SOLO RACK\*

Add touring capabilities to your solo seat Sportster® model in less than 60 seconds. This Detachable Solo Rack fits over the fender when the passenger pillion is removed. The rack features brazed hand-polished tubing, and the chrome-plated or gloss black finish adds a stylish flair. Requires Docking Hardware.

Fits '04-later XL models equipped with solo seat. Requires separate purchase of appropriate Detachable Docking Hardware.

**53494-04** Chrome.

**53512-07** Gloss Black.

#### B. SPORTSTER DETACHABLE SOLO RACK\*

Detachable Solo Rack fits over the fender when the passenger pillion is off. The rack features brazed construction, hand-polished tubing, and chrome-plated finish. Requires Docking Hardware.

**53495-95** Chrome.

Fits '94-'03 XL models equipped with solo seats.

Requires separate purchase of appropriate Detachable Docking Hardware.

#### C. XR1200™ PASSENGER BACKREST

Add comfort and support for your passenger. Black polymer and steel upright provides a solid mounting point for the form fitted black vinyl backrest pad. Easy to install, the upright bolts into position on Luggage Rack P/N 53920-08 (*sold separately*).

**53976-08**

Fits '08-later XR1200™ and XR1200X™ models. Installation requires separate purchase of Luggage Rack P/N 53920-08.

#### Shown with:

##### XR1200 LUGGAGE RACK\*

Add touring capabilities to your XR1200 model. This curved black rack complements the sporting lines of the rear fender, and the reinforced polymer and steel construction adds strength and durability. Rack features molded tie-down notches that easily accept cargo net or bungee cord hooks for secure loading.

**53920-08**

Fits '08-later XR1200 models.

#### D. XR1200 BUNGEE BARS

Secure your soft luggage or spare helmet to the passenger pillion. Bungee Bars provide a solid anchor point for bungee cords or cargo net hooks and protect the fender finish from damage. Black powder-coated steel bars feature formed detents on each side. Kit includes left and right bars and all required mounting hardware.

**90363-08**

Fits '08-later XR1200 and XR1200X models.

#### E. BUNGEE CORD SOFT-HOOK EXTENSIONS

Keep your luggage firmly in place. Simply loop these Soft-Hook Extensions around your luggage rack bar, and you have a secure connection point for bungee hooks. Manufactured from a strong but flexible material, the Soft-Hook Extensions provide convenient connection points anywhere around the luggage rack. When tightly secured around the rack bar, these Soft-Hook Extensions will not slide, reducing the potential for luggage shift during transit.

**52300140** Set of four.

For use on all luggage racks.



A. SPORTSTER DETACHABLE SOLO RACK – CHROME



A. SPORTSTER DETACHABLE SOLO RACK – GLOSS BLACK



B. SPORTSTER DETACHABLE SOLO RACK



C. XR1200 PASSENGER BACKREST AND LUGGAGE RACK



D. XR1200 BUNGEE BARS



E. BUNGEE CORD SOFT-HOOK EXTENSIONS



**\*WARNING:** Do not use this rack as a seat. Do not exceed the fender rack weight capacity. Using as seat or exceeding this capacity could cause handling problems which could result in loss of control and death or serious injury.



NEW

**F. LOCKING DETACHABLE LATCH KIT – CHROME**

NEW

**F. LOCKING DETACHABLE LATCH KIT**

This unique lock replaces the camlock on your Harley-Davidson® Detachable accessories, providing additional security and peace of mind when parking your vehicle. The kit includes two extended-reach barrel-style keys for easy access to the lock. Key registration and replacement service is available. Sold in pairs.

Fits all models equipped with Detachable Sideplates, One-Piece Sissy Bar Uprights, Racks, and Tour-Pak® Luggage Mounting Racks (except '09-later Touring models equipped with Detachable Solo Tour-Pak Rack).

**90300048** Chrome.

**90300047** Black.

**G. ROTARY DETACHABLE LATCH KIT – CHROME**

Decorative chrome latches are the perfect way to enhance the appearance of your Detachable accessories. Meticulously polished and chrome-plated, these easy-to-install Rotary Latches are a direct replacement for the Original Equipment satin black parts, and are a simple way to add a finishing touch to your ride. Latches feature an easy-to-pull finger release to simplify access in hard-to-reach areas.

**12600036**

Fits all models equipped with Detachable Sideplates, One-Piece Sissy Bar Uprights, Racks, and Tour-Pak Luggage Mounting Racks.



NEW

**F. LOCKING DETACHABLE LATCH KIT – BLACK****G. ROTARY DETACHABLE LATCH KIT – CHROME****H. REAR DOCKING HARDWARE COVER KIT**

Disguise the rear docking hardware with these easy-to-install covers. The caps slide over the exposed docking points, and are held in place by a strong magnetic pull. The caps are easy to remove when you wish to reinstall Detachable accessories. Covers are available with brilliant chrome or durable gloss black finish to match your bike's attitude. Sold in pairs.

Fits many accessory docking hardware kits. Refer to the fitment matrix in this P&A Catalog page 497 or the Parts & Accessories section of [www.harley-davidson.eu/mydreamharley](http://www.harley-davidson.eu/mydreamharley) for details.

**48218-10** Short Chrome (*pair*).

**48220-10** Large Chrome (*pair*).

**48035-09** Small Chrome (*pair*).

**48221-10** Short Black (*pair*).

**48223-10** Large Black (*pair*).

**48225-10** Small Black (*pair*).

**H. REAR DOCKING HARDWARE COVER KIT – BLACK****H. REAR DOCKING HARDWARE COVER KIT – CHROME**

# 80 SPORTSTER®

## Saddlebags & Luggage

### A. SINGLE-SIDED SWINGARM BAG

Less is more. With enough room for the essentials, these stylish Swingarm Bags eliminate the need to stuff your pockets or bungee a bag across the passenger pillion. Shaped to hug the contour of your bike's frame, these compact bags add an old-school look. Bags are constructed of heavyweight leather, and feature a pouch-style flap lid that is secured with two quick-disconnect clips that are hidden behind traditional straps and buckles. The semirigid-backed bag is secured to the left side of the bike with easy-to-install brackets and adjustable straps. Luggage capacity: 430 cubic inches total.

Fits '04-later XL models equipped with solo seats. Requires removal of passenger pegs.

**90200572** Black Leather.

**90200573** Brown Distressed Leather.

### B. DETACHABLE LOCKING LEATHER SADDLEBAGS

These large-capacity lockable Detachable Saddlebags are completely removable with the simple pull of the internal handle, leaving your bike clean and ready to cruise the boulevard. The handsome leather slant-style bags feature hidden quick-release clips behind the classic valise straps and black buckles. When removed, the large capacity bags leave behind two simple, inconspicuous docking points. The bags are compatible with both rigid and Detachable accessories when installed with the appropriate docking hardware kits. Luggage capacity: 2400 cubic inches total.

#### 88358-10

Fits '04-later XL models (except XL1200V). All models require Passenger Footpeg Support P/N 50203-04, if not already equipped. Domestic XL883N, XL1200N and XL1200X models require License Plate/Directional Relocation Kit P/N 73279-10. International (non-Canadian) XL883N, XL1200N or XL1200X models require Directional Relocation Kit P/N 67800075. '11-later XL1200C models require Directional Relocation Kit P/N 67800071 (Domestic) or 67800077 (International). All other models require separate purchase of Turn Signal Relocation Kit P/N 68732-02A (Domestic), 68733-02A<sup>†</sup> (International) or Layback License Plate Kit P/N 60215-06. Models equipped with Saddlebags only or with Rigid Sideplates require separate purchase of Docking Hardware Kit P/N 53529-04. Models equipped with Detachable accessories require separate purchase of Docking Hardware Kit P/N 53529-04 (if not already equipped) and 88390-10. Does not fit with Rear Axle Covers or Bobtail Fender.

#### Also available:

##### DETACHABLE DOCKING HARDWARE KIT

Required when installing Detachable accessories with Detachable Saddlebag P/N 88358-10.

#### 88390-10

Fits '04-later XL models (except XL1200V).

#### Also available:

##### LICENSE PLATE/DIRECTIONAL RELOCATION KIT

Required when installing certain XL Saddlebags on models originally equipped with side-mount license plate.

#### 73279-10

Fits '07-later XL883N, XL1200N, XL1200V and XL1200X models with side-mounted license plate and equipped with XL Saddlebag Kit P/N 53050-10, 88358-10 or 90342-04A.

#### Also available:

##### DIRECTIONAL RELOCATION KIT

Kit moves turn signals from rear fender struts to a license bracket-mounted turn signal bar. Required for installation of fixed mount or detachable saddlebags on XL1200C models.

#### 67800071 Domestic.

Fits '11-later XL1200C Domestic models.

<sup>†</sup> 



A. SINGLE-SIDED SWINGARM BAG – BLACK LEATHER



A. SINGLE-SIDED SWINGARM BAG – BROWN DISTRESSED LEATHER



B. DETACHABLE LOCKING LEATHER SADDLEBAGS – INSTALLED



B. DETACHABLE LOCKING LEATHER SADDLEBAGS – REMOVED



C. RIGID LEATHER LOCKING SADDLEBAGS

**C. RIGID LEATHER LOCKING SADDLEBAGS**

These premium textured leather saddlebags are ready to go the distance. The push-button latching swing-out lid is easy to operate with one hand, and the fine leather surface and brushed chrome medallion add an elegant touch. The hard-shell design retains its shape in all kinds of weather, and is covered in leather for a traditional look. Locking hinged lids offer modern convenience and security. Styled to complement the sleek, narrow Sportster® profile, these bags offer plenty of storage for a trip across town or across the country. Kit includes reflectors. Luggage Capacity: 2400 cubic inches total.

**53050-10**

Fits '04-later XL models (except XL1200V and International (non-Canadian) XL883N, XL1200N or XL1200X models). Domestic XL883N, XL1200N and XL1200X models require License Plate/Directional Relocation Kit P/N 73279-10. '11-later XL1200C models require Directional Relocation Kit P/N 67800071 (Domestic) or 67800077 (International). All other models require separate purchase of Turn Signal Relocation Kit P/N 68732-02A (Domestic), 68733-02A<sup>†</sup> (International) or Layback License Plate Kit P/N 60215-06. Models equipped with Detachable accessories require separate purchase of Docking Hardware Kit P/N 53544-04. Does not fit with Rear Axle Covers or Bobtail Fender.

**D. SPORTSTER LEATHER SADDLEBAGS**

These saddlebags are constructed from 9-oz. leather with thermoformed backs for added shape retention. Bags feature an embossed "Sportster" script logo for style, and quick-disconnect clips under traditional chrome buckles for easy access. Luggage capacity: 3000 cubic inches total.

**90342-04A**

Fits '94-later XL models (except '02-'03 XL883R, XL1200S and models equipped with Rear Axle Covers, Flat Lens Turn Signals, accessory Bullet Style Turn Signals P/N 68005-99 and 68637-99<sup>†</sup> or '04-later models equipped with Bobtail fender or detachable sideplates). '04-later models (except 883N, 1200N, XL1200V and 1200X models with side-mounted license plates) require separate purchase of Directional Relocation Kit P/N 68474-04B (chrome) or 73281-10 (black). 883N, 1200N, XL1200V and 1200X models with side-mounted license plates require separate purchase of License Plate/Directional Relocation Kit P/N 73279-10. International (non-Canadian) XL883N, XL1200N, XL1200V and XL1200X models require separate purchase of Directional Relocation Kit P/N 67800075. '11-later XL1200C models require purchase of Turn Signal Relocation Kit P/N 67800071 (Domestic) or 67800077 (International). '94-'03 models require separate purchase of Directional Relocation Kit P/N 68485-04. '94-'03 models equipped with Detachable accessories require separate purchase of Docking Hardware Kit P/N 90465-98A or 53532-02.

**E. SYNTHETIC LEATHER SADDLEBAGS**

Combine street attitude with long-haul versatility and you get these custom bags. Styled with sweeping lines to complement the Sportster fender, these bags feature plenty of storage space for a ride to the store or to Sturgis. The rigid plastic tub, wrapped in rich synthetic leather, offers long-term durability. The traditional straps hide quick-disconnect closures for packing convenience, and the chrome buckles provide a look that's pure Harley-Davidson. Luggage capacity: 2000 cubic inches total.

**90330-08**

Fits '04-later XL models (except XL883N, XL1200N, XL1200V, XL1200X, '02-'03 XL883R, models equipped with Rear Axle Nut covers or Flat Lens Turn Signals and models equipped with 2-into-1 exhaust). '04-later models require separate purchase of Turn Signal Relocation Kit P/N 68732-02A (Domestic), P/N 68733-02A<sup>†</sup> (International) or Layback License Plate Kit P/N 60215-06. '11-later XL1200C fitment requires purchase of Turn Signal Relocation Kit P/N 67800071 (Domestic) or 67800077 (International).

<sup>†</sup> TÜV



D. SPORTSTER LEATHER SADDLEBAGS



E. SYNTHETIC LEATHER SADDLEBAGS

## 82 SPORTSTER®

### Saddlebags & Luggage

#### A. "EXPRESS RIDER" LARGE CAPACITY LEATHER SPORTSTER® SADDLEBAGS

Traditional "pony express" throw-over bag styling is enhanced with a modern rigid mounting structure on this handsome set of leather saddlebags. This Large Capacity Sportster® saddlebag offers the convenience of quick-release clips under conventional buckles for easy access. The riveted leather patch with embossed Bar & Shield logo completes the ageless look. Luggage capacity: 2400 cubic inches total.

##### 88312-07A

Fits '04-later XL models (except XL1200V and International (non-Canadian) XL883N, XL1200N or XL1200X models). Domestic XL883N, XL1200N and XL1200X models require License Plate/Directional Relocation Kit P/N 73279-10. '11-later XL1200C models require Directional Relocation Kit P/N 67800071 (Domestic) or 67800077 (International). All other models require separate purchase of Turn Signal Relocation Kit P/N 68732-02A (Domestic), 68733-02A† (International) or Layback License Plate Kit P/N 60215-06. Models equipped with Detachable accessories require separate purchase of Docking Hardware Kit P/N 53544-04 (if not already equipped). Does not fit with Rear Axle Covers or Bobtail Fender.

#### B. LEATHER THROW-OVER SADDLEBAGS

These traditional Leather Throw-Over bags feature large side gussets for increased capacity and full-length straps with hidden quick-disconnect clips for easy access.

##### 91008-82C

Fits '82-later XL, '08-later Dyna® (except FLD) and '84-'99 Softail® models equipped with H-D Chrome Saddlebag Supports.

#### C. SYNTHETIC LEATHER THROW-OVER ADJUSTABLE SADDLEBAGS

Synthetic leather with embossed "Eagle Wing" logo. 11.0" H x 10.0" W x 3-3/4" D.

##### 90570-86TA

Fits '82-'03 XL, '91-'05 Dyna and '84-'99 Softail models equipped with Saddlebag Supports.

#### D. CHROME SADDLEBAG SUPPORTS

Fit with or without Sissy Bar Uprights, attach easily, and protect bags from contacting brake and swingarm.

##### 90799-94D

Fits '94-later XL models (except XL1200S and '02-'03 XL883R). Does not fit with Detachables. (Includes Chrome Upper Shock Covers P/N 54711-94.)

† 



A. "EXPRESS RIDER" LARGE CAPACITY LEATHER SPORTSTER SADDLEBAGS



B. LEATHER THROW-OVER SADDLEBAGS



C. SYNTHETIC LEATHER THROW-OVER ADJUSTABLE SADDLEBAGS



D. CHROME SADDLEBAG SUPPORTS

**E. COLOR-MATCHED HARD SADDLEBAGS****E. COLOR-MATCHED HARD SADDLEBAGS\***

Sporty is the best way to describe any Sportster® decked out with these lockable bags. Using injection-molded construction, these hard bags are painted to match stock colors for seamless style. Kit includes Turn Signal Relocation Hardware. Luggage capacity: 2,500 cubic inches total.

Fits '04-later XL models (except XL883N, XL1200N, XL1200V and XL1200X). Installation on vehicles equipped with Detachable Sissy Bar or Luggage Rack requires the separate purchase of Mounting Hardware Kit. '94-'03 models require Hardware Kit P/N 91385-00 and '04-later models require Hardware Kit P/N 91405-04.

**91412-04BDK** Primed.

**91412-04AV†** Birch White.

**91412-04DH†** Vivid Black.

**F. COLOR-MATCHED SPORT TOUR-PAK® LUGGAGE\***

Designed to complement the styling of the Softail and Sportster Hard Saddlebags, the Color-Matched Sport Tour-Pak® Luggage adds increased storage for your ride across town or across the country. The injection molded Tour-Pak Luggage is lockable and includes an interior rubber mat. Large enough to store most full-faced helmets. Racks and docking kits sold separately. International models may require separate purchase of License Plate Relocation Kit P/N 60095-00A†. Luggage capacity: 2,245 cubic inches.

Fits '00-'05 Softail® models (except Deuce™) and '06 FLST, FLSTF and '06-later FLSTC, FLSTN, FLSTSC models equipped with Detachable Solo or Two-Up Tour-Pak Rack. Fits '97-'08 Touring models equipped with Detachable Two-Up or Solo Tour-Pak Racks. Fits '04-later XL models (except XL883N, XL1200C, XL1200N) equipped with Solo Tour-Pak Rack.

**53929-12BDK** Primed.

**53929-06AV** Birch White.

**53929-06DH** Vivid Black.

**Shown with:****BACKREST PAD FOR SPORT TOUR-PAK LUGGAGE**

**52872-01**

Fits models equipped with Color-Matched Sport Tour-Pak Luggage.

**G. SMOOTH TOUR-PAK LUGGAGE**

Add cross-country luggage capacity to your ride with accessory Tour-Pak Luggage. A cavernous interior will hold one full face helmet or two half helmets. Kit includes backrest pad, interior rubber mat, hardware and instructions. Luggage capacity: 2500 cubic inches. Dimensions: 18.5" W x 17" D x 13" H. Racks and docking kits sold separately. International models may require separate purchase of License Plate Relocation Kit P/N 60095-00A†.

**53690-06A**

Fits '00-later Softail models (except FLS, FLSTSE/2/3 and FXCW, FXCWC, FXS, FXSBSE, FXSTD, FXSTSSE3) equipped with Detachable Solo or Two-Up Tour-Pak Rack. Fits '97-later Touring models equipped with Detachable Two-Up or Solo Tour-Pak Racks. Fits '04-later XL models (except XL883N, XL1200C, XL1200N) equipped with Solo Tour-Pak Rack.

**H. DETACHABLE SOLO TOUR-PAK MOUNTING RACK**

The Solo Tour-Pak Rack places the Sport Tour-Pak in a comfortable back-supporting position. The rack is designed to position the Tour-Pak for solo riding. Simply remove the Tour-Pak Rack from the convenient detachable hardware, add a passenger pillion, and the bike is ready for two-up riding. Tour-Pak, Passenger Backrest Pad and Docking Hardware sold separately.

**53655-04**

Fits '04-later XL models equipped with solo seat (except XL883N, XL1200C, XL1200N). Designed to accept Color-Matched Sport Tour-Pak P/N 53929-YYXXX, Leather Tour-Pak P/N 53151-00A, 53147-98B, 53018-04A or 53690-06A. Requires separate purchase of appropriate Detachable Docking Hardware.

† TÜV

**F. COLOR-MATCHED SPORT TOUR-PAK LUGGAGE (SHOWN WITH DETACHABLE SOLO TOUR-PAK RACK AND BACKREST PAD)****G. SMOOTH TOUR-PAK LUGGAGE (SHOWN WITH SPORTSTER SOLO TOUR-PAK MOUNTING RACK)****H. DETACHABLE SOLO TOUR-PAK MOUNTING RACK**

\*NOTE: Most custom paint sets and bodywork are painted specifically to order. Please contact your dealer for details of delivery times.

## 84 SPORTSTER®

### Saddlebags

#### A. DOWN-TUBE BAG

The perfect place to store a couple of tools, a tire gauge, or your disc lock. The rigid-backed bag features a stylish heavy leather flap and traditional strap-and-buckle closures to provide both function and flair. Easy to install, the low frame placement is inconspicuous, but still provides quick access when needed. Kit includes all required mounting hardware.

Fits '04-later XL, XR and '06-later Dyna® models (except FLD). Does not fit XL models with engine guard. Does not fit XL models with Boom!™ Audio Cruiser Amp and Speaker Kit P/N 76262-08 or 76320-08. Does not fit Dyna models with evaporative emissions canister (California and AP markets). Does not fit with Dyna Oil Cooler Kit P/N 26151-07. Does not fit XL and Dyna models equipped with Front Spoilers, FXDSE/2 and FXDSE/2 models require removal of Original Equipment front spoiler.

**93300044** Black Leather.

**93300045** Distressed Brown Leather.



A. DOWN-TUBE BAG – BLACK LEATHER



A. DOWN-TUBE BAG – DISTRESSED BROWN LEATHER

#### B. UNIVERSAL SADDLEBAG LOCK KIT

Keep the contents of your existing soft-sided saddlebags safe from the grab-and-go thief. This unique kit features two extra-small barrel locks that can replace existing saddlebag snaps to perform double duty as locks or as snaps when you don't need to lock your bags. Can be keyed to match your barrel-style ignition key. Sold in pairs.

Fits most soft-sided leather and vinyl saddlebags. Does not fit FLHRC and FLHRS.

**90300003** Keyed To Match.

**90300017** Random Key Code.



B. UNIVERSAL SADDLEBAG LOCK KIT



B. UNIVERSAL SADDLEBAG LOCK KIT

#### C. SADDLEBAG LINERS

Water-resistant liners make packing easy. Feature inner pockets for extra storage and an embroidered Bar & Shield logo.

**91959-97**


Liner dimensions: 12.0" W x 10.0" T x 5.0" D.

**91486-01**

Fits XL models and Dyna models equipped with Color-Matched Hard Saddlebags.



C. SADDLEBAG LINERS (P/N 91959-97 SHOWN)



D. TANK BRA FOR SPORTSTER FUEL TANKS

#### D. TANK BRA FOR SPORTSTER® FUEL TANKS

This Tank Bra is made with non-abrasive, fleece-backed vinyl material and features an embroidered Bar & Shield logo. It protects your fuel tank from scratches from keys, belt buckle, etc. Designed for easy installation and a custom fit without disassembly of the tank or seat.

**62027-04**

Fits '04-later XL models equipped with 4.5 gallon fuel tank.

**62030-04**

Fits '04-later XL models equipped with 3.3 gallon fuel tank.

**61929-98**

Fits '97-'03 3.3 gallon XL fuel tanks.

#### E. AUXILIARY POWER PORT – SADDLEBAG MOUNT

Charge your cell phone or portable music player from this handy saddlebag-mounted 12-volt power port. Conventional "cigarette lighter" style power outlet accepts most 12V automotive power adaptor plugs and features a flip-top cover to protect the port while not in use. Featuring easy plug-in installation, the port is held firmly in place with a bolt-on bracket. Kit includes power port, mounting bracket, wiring harness and all mounting hardware.

**69200091**

Fits models equipped with 12-volt battery. Does not fit VRSC™ models, Throw-Over or Swingarm Bags. Not compatible with accessory Fitted Liners or Premier Liners. Requires separate purchase of Battery Charging Harness P/N 94624-97B, if not already equipped.



E. AUXILIARY POWER PORT – SADDLEBAG MOUNT



F. USB CHARGING ADAPTOR

#### F. USB CHARGING ADAPTOR

Charge your cell phone, MP3 players, and other hand-held devices while on the road. Compact Adaptor plugs into standard and accessory "cigarette lighter" 12-volt power ports, and provides a standard USB-style outlet that accepts many phone and music player power cords.

**69200357**

For use with 12V Auxiliary Power Port.

## A STRONG FOUNDATION

Being sure-footed at a stop or when parking your bike enhances your feeling of control and confidence. Adjusting the ride height by lowering the suspension may be the first step in fitting the bike to your inseam length. Combining a low-profile suspension and a narrow seat is the easiest way for a shorter rider to fit comfortably on a larger bike.

### SUSPENSION

While most current Sportster® models are already equipped with low-profile suspension, Harley offers optional two-up shocks that maintain the low ride height and add additional carrying capacity. Or, if you are willing to exchange the low-profile "slammed" look for improved ride comfort, Comfort Flex standard-length shocks deliver an improved ride through a longer stroke.



### ESTABLISH YOUR POSITION



#### HANDLEBARS

Where the bar positions your hands, wrists and arms directly affects how you feel on the motorcycle. The shape of the bar determines your reach to the hand controls and, therefore, your overall comfort.



#### REDUCED REACH

Available for specific models, the Easy Squeeze Handlebar features an offset clutch-side grip that moves the palm 1/2" closer to the controls. The position provides improved leverage and permits the rider to reach the clutch lever with the stronger part of the hand.




#### STOCK REACH



#### FORWARD CONTROLS

Where your feet contact the controls can often determine how many miles you can put on in a day. Mid-controls position your feet below the knee for a sporting riding posture, while forward controls stretch your legs for a relaxed, laid-back posture.

THE FIT SHOP LIST	2013	SUSPENSION	SEATS	HANDLEBARS	FOOT SUPPORTS
 <p>Here are a few options to consider when outfitting your bike to fit you. Find your model and flip to the pages for more information. For more details, visit <a href="http://www.harley-davidson.eu/mydreamharley">www.harley-davidson.eu/mydreamharley</a>.</p>	XL883N	Low Suspension is Stock Two-Up Profile® Low Rear Shocks Comfort Flex Rear Shocks	Super Reduced Reach® Solo Seat Reduced Reach Seat Brawler®/Sidekick® Seat Badlander® Seat	Mini Ape Handlebar Drag Bar (other options available – see your Dealer)	Forward Control Kit Adjustable Highway Pegs Adjustable Passenger Pegs
	XL883L	Low Suspension is Stock Two-Up Profile Low Rear Shocks	Super Reduced Reach Solo Seat Reduced Reach Seat Brawler/Sidekick Seat Badlander Seat	Mini Ape Handlebar (other options available – see your Dealer)	Forward Control Kit Adjustable Highway Pegs Adjustable Passenger Pegs
	XL1200C	Low Suspension is Stock Two-Up Profile Low Rear Shocks Comfort Flex Rear Shocks	Super Reduced Reach Solo Seat Reduced Reach Seat Brawler/Sidekick Seat Badlander Seat	Mini Ape Handlebar Drag Bar Reduced Reach Bar (other options available – see your Dealer)	Reduced Reach Forward Control Kit Adjustable Highway Pegs Adjustable Passenger Pegs
	XL1200V	Low Suspension is Stock Two-Up Profile Low Rear Shocks Comfort Flex Rear Shocks	Super Reduced Reach Solo Seat Reduced Reach Seat Brawler/Sidekick Seat Badlander Seat	Mini Ape Handlebar Drag Bar (other options available – see your Dealer)	Reduced Reach Forward Control Kit Adjustable Passenger Pegs
	XL1200X	Low Suspension is Stock Two-Up Profile Low Rear Shocks Comfort Flex Rear Shocks	Super Reduced Reach Solo Seat Reduced Reach Seat Brawler/Sidekick Seat Badlander Seat	Mini Ape Handlebar Drag Bar Hollywood Handlebar (other options available – see your Dealer)	Reduced Reach Forward Control Kit Adjustable Passenger Pegs

# 86 SPORTSTER®

## Suspension

### A. PROFILE® LOW FRONT SUSPENSION KIT\*

This kit is designed to lower the front suspension by approximately 1" while preserving the ride quality. The shorter fork springs are progressively wound to allow a compliant, controlled ride. Kit includes two fork springs and damper tubes.

#### 45500-09

Fits '09-'10 XL883, XL883C, XL883R, XL1200C and XL1200R models. '09-'10 XL883, XL883R and XL1200R models must also have Low Rear Shock Kit P/N 54754-09 installed.

#### 45480-05†

Fits '04-'08 XL models (except '07-'08 XL883L and XL1200N). Stock on '04-'06 XL883L and '06-'08 XL1200L models. XL883, XL883R, and XL1200R models must also have Low Rear Shock Kit P/N 54750-05A†, 54731-04†, or 54733-04† installed.

### B. PROFILE LOW REAR SHOCK KIT\*

Plant your feet firmly on the ground. This reduced length version of the Original Equipment rear suspension lowers the seat height by approximately 1". Shocks feature chrome-plated springs and body caps, and suspension preload is adjustable for rider and passenger load.

#### 54754-09

Fits '06-'10 XL883, XL883R and XL1200R models. Stock on '09-'10 XL883C, '09-later XL1200C and XL1200L. Kit includes shorter jiffy stand.

#### 54733-04†

Fits '91-'05 XL883, XL883DLX, XL883R and XL1200 models. Does not lower XL Custom, XL883L, XL1200L, XL 50th Anniversary or Huger™ models.

### C. TWO-UP PROFILE LOW REAR SHOCK KIT\*

These heavy-duty shocks are tuned for the touring rider carrying a passenger or loaded saddlebags. Shock length and spring rate are engineered to maintain the factory low seat height. The chrome-bodied shocks feature adjustable preload for a comfortable, controlled ride.

#### 54704-07

Fits '07-later XL883L, XL883N, XL1200N, XL1200V, XL1200X and '11-later XL1200C models.

### D. SPORTSTER® COMFORT FLEX REAR SHOCKS\*

For the rider willing to exchange the low-profile "slammed" look for improved ride comfort. Standard-length shocks raise the seat height of a factory-lowered bike approximately 1" and deliver an improved ride through a longer stroke. Spring rates and damping are tailored to ensure a controlled ride and optimal performance under varying conditions. Kit includes left and right rear shock absorbers.

#### 54000040

Fits '11-later XL1200C, XL1200V, '08-later XL1200L, '07-later XL883N, XL883R, XL1200N, XL1200X, XL50, and '05-'10 XL883L models. Stock on International models of XL883N and XL1200N in HDI, ENG, AUS and APC markets. Cannot be used on models equipped with Profile® Low Front Suspension Kits.



A. PROFILE LOW FRONT SUSPENSION KIT  
(P/N 45500-09 SHOWN)



A. PROFILE LOW FRONT SUSPENSION KIT  
(P/N 45480-05† SHOWN)



B. PROFILE LOW REAR SHOCK KIT  
(P/N 54733-04† SHOWN)



C. TWO-UP PROFILE LOW REAR SHOCK KIT

NEW



D. SPORTSTER COMFORT FLEX REAR SHOCKS



**\*WARNING:** The Profile Low Front Spring Kit cannot be used independently and must be used with the appropriate Profile Rear Shock Lowering Kit. Installation of any accessory suspension components may affect cornering clearance and jiffy stand operation. This could distract the rider, causing loss of control and death or serious injury.



**\*WARNING:** Installation of any accessory suspension components may affect cornering clearance and jiffy stand operation. This could distract the rider, causing loss of control and death or serious injury.

**E. PERFORMANCE SUSPENSION KIT****F. REDUCED REACH FORWARD CONTROL CONVERSION KIT****F. REDUCED REACH FORWARD CONTROL CONVERSION KIT****G. FORWARD CONTROL KIT – CHROME****G. FORWARD CONTROL KIT – BLACK****E. PERFORMANCE SUSPENSION KIT**

Maximize the canyon-carving ability of your XR1200™ motorcycle with this complete Performance Suspension Kit. Fully-adjustable light-weight suspension system features Showa®'s new Big Piston Front (BPF) fork design. The BPF eliminates many of the internal components used in a cartridge-type fork, simplifying construction and resulting in lighter overall fork weight. The large diameter of the BPF's internal piston allows a reduction in damping pressure for better feedback and smoother action. This performance suspension kit also provides a very controlled feeling which leads to more rider confidence. The BPF's rebound and compression damping force settings are easily fine-tuned via two adjuster screws located on top of the fork bolts. The spring pre-load is adjusted via a M5 hex screw on the axle holders. The rear Showa shocks feature 36mm pistons with piggyback nitrogen-charged reservoirs. The compression damping can be adjusted via a knob on top of the piggyback reservoir. The rebound is adjusted with a thumb wheel on the lower clevis. Rear spring pre-load is also adjustable on the shock for optimum 1G sag. The kit includes one set of Big Piston Front Forks and one set of rear shocks.

**54530-10**

Fits '08-'10 XR1200 models. Stock on '10-later XR1200X™ models.

**F. REDUCED REACH FORWARD CONTROL CONVERSION KIT\***

Love the look and riding position you get with forward controls but not comfortable with the long stretch forward? This Forward Control Conversion Kit repositions the Original Equipment footpegs and foot controls up and back by 2", and positions the controls closer to the rider for added comfort and confidence. This kit provides additional leg clearance around the chassis and air cleaner by moving the footpegs outward 1.5" (left) and 0.5" (right). The reduced reach places the rider's boot at the proper pivot point for improved leverage, while maintaining the "foot-forward" riding profile. This easy-to-install Conversion Kit includes heavy-duty steel mounts and shortened brake rod, and reuses Original Equipment control supports and brake and shift levers, or can be personalized with your choice of custom lever styles.

**50700010**

Fits '04-later XL models equipped with forward controls.

**G. FORWARD CONTROL KIT\***

Add the stretched-out look and extended riding position to your Sportster® model. The complete kit includes all hardware necessary to convert your Sportster model from mid-controls to forward controls. Available in black, polished or brilliant chrome-plated finish, these forward controls add style and long range comfort. Polished version is stock on XL Custom models. (Footpegs and shifter peg not included.)

Fits '06-later XL models with mid controls. XL1200L models require separate purchase of Footpegs P/N 33134-07CAZ and 33135-07CAZ.

**33395-06A** Chrome.

**33398-06A** Polished.

**33397-07A** Black.

Fits '04-'05 XL models. (Does not fit with 2-into-1 Exhaust Systems.)

**33395-04†** Chrome.

**33398-04†** Polished.

Fits '91-'03 XL (except XL883R). (Does not fit with 2-into-1 Exhaust Systems.) Current owners of Engine Guard P/N 49018-88A and 49018-88B will need to purchase bracket P/N 49014-86A for proper fitment (*sold separately*). This kit will not fit on vehicles equipped with an early style engine guard. Use Engine Guard Kit P/N 49018-88C† when adjustable highway peg supports are installed.

**33891-98** Chrome.

**33892-98** Polished.

† TÜV



**\*WARNING:** Installation of accessory Forward Control Kits may affect cornering clearance. This could distract the rider, causing loss of control, resulting in death or serious injury.

# 88 SPORTSTER®

## Foot Controls

### A. ADJUSTABLE HIGHWAY PEG SUPPORT KIT\*

So you're not your average Sportster® motorcycle rider. But then again, there is nothing average about Harley-Davidson. These chrome-plated Highway Peg Supports adjust easily and quickly into three height-accommodating positions. Use with your choice of H-D® small male mount-style footpegs (*not included*). Includes all necessary hardware.

**49053-04A**

Fits '04-later XL models with mid controls.

### B. CUSTOM GEAR SHIFT LINKAGES

Kick your custom into gear with this collection of high-quality Custom Shift Linkages. Available in a variety of designs to match your bike's style, these linkages feature aircraft quality rod ends for easy adjustment and smooth operation. The easy-to-install linkage kit includes decorative bolts for a complete custom look.

Fits '04-later XL models equipped with standard forward controls.

- |                    |                                 |
|--------------------|---------------------------------|
| <b>1. 34840-09</b> | Skull.                          |
| <b>2. 34586-09</b> | Slotted with Bar & Shield Logo. |
| <b>3. 33778-09</b> | Black Anodized Slotted Linkage. |
| <b>4. 33930-09</b> | Diamond Black Linkage.          |
| <b>5. 33900102</b> | Silencer Brushed Nickel.        |

### C. FORWARD CONTROL FOOTREST SUPPORT – CHROME

Upgrade the look of your stock black forward controls with these mirror-finish chrome brackets. Manufactured from Original Equipment components to ensure proper fit and function, these polished and plated support brackets add a custom touch to your Sportster Custom motorcycle.

**42705-04** Chrome.

Fits '04-later XL883C, XL1200C, XL1200V and XL1200X models.

### D. BRAKE LEVER – HIGH POLISH

We've taken the stock brake lever and highly-polished it for added styling. Kit includes bushing for easy installation.

**42447-96†**

Fits '87-'03 XL models (except models equipped with forward controls). Standard on '97-'98 XL883C models.

### E. GEAR SHIFT LEVER – CHROME

Shift in style with this brilliant, chrome-plated shift lever. Complete the look with a custom shifter peg.

**34615-94**

Fits '91-'03 XL models (except models equipped with forward controls).

† 



A. ADJUSTABLE HIGHWAY PEG SUPPORT KIT



B. CUSTOM GEAR SHIFT LINKAGES



C. FORWARD CONTROL FOOTREST SUPPORT – CHROME



D. BRAKE LEVER – HIGH POLISH



E. GEAR SHIFT LEVER – CHROME

**F. PASSENGER FOOTPEG MOUNT KIT****G. PASSENGER FOOTPEG SUPPORT – CHROME****F. PASSENGER FOOTPEG MOUNT KIT**

A necessary addition when converting your solo seat XL883 to a two-up passenger-carrying ride. Kit includes black mounting brackets, Original Equipment-style footpegs, and all necessary mounting hardware.

**50203-04**

Fits '04-later XL models.

**G. PASSENGER FOOTPEG SUPPORT – CHROME**

Nicely complements any of the passenger footpeg kits. We've taken the Original Equipment black-painted component to ensure product quality, and polished and chrome-plated it for a great look. Footpegs sold separately.

**49322-04**

Fits '04-later XL models. XL883, XL883L, XL883N, XL1200N, XL1200V and XL1200X models require separate purchase of four Screws P/N 4748.

**H. PASSENGER FOOTPEG MOUNT KIT – CHROME****50610-86T** Fits '82-'03 XL models.**I. ADJUSTABLE PASSENGER FOOTPEG MOUNT KIT**

Maximize your passenger's riding comfort. Proper foot position reduces the cramped or stretched-out feeling, and relieves pressure on the knees and the tailbone. These Adjustable Mounts raise and lower the passenger footpeg to accommodate taller and shorter passengers. Easy to adjust with common tools, the mount adjusts through a 360° range (depending on model), allowing both fore and aft and up and down height adjustment. Kit includes left and right adjustable support assembly and all required mounting hardware. Footpegs sold separately.

**50763-09**

Fits models with H-D® male mount-style passenger footpeg supports (except Softail® models). Does not fit with Heel Raiser Footpeg Kit P/N 50178-09. Does not fit the rider position.

**J. MINI FOOTBOARD KIT**

This Footboard Kit can be installed in place of traditional footpegs and provides a little additional leg support and more options to move your legs around on a long ride. Mini Footboards mount to the standard H-D style footpeg supports, and can be used in many rider, passenger and highway peg applications. Sole-gripping rubber complements Original Equipment or accessory footboards and footpegs, and adds vibration isolation and a rich appearance.

Fits rider position on '06-earlier XL, '07-'10 XL883, XL883C, XL883R, XL1200C, XL1200R and '07-'11 XL1200L. Fits all other models equipped with forward controls (except FXCW, FXCWC, FXS, FXSBSE, VRSCDX, VRSCF). Fits rider position on Dyna® models equipped with mid-controls. Fits passenger position on models equipped with male mount-style footpeg supports (except '06-earlier VRSC™, '03-earlier XL, '05-earlier Dyna and Softail models equipped with Shotgun exhaust). Softail passenger position requires separate purchase of Support Kit P/N 50454-09. Fits all models in highway peg position (except Whiskers Adjustable Highway Bar P/N 50855-09 and 50865-09).

**50500139** Small 3" – Chrome.**50500144** Small 3" – Gloss Black.**50500109** Large 4" – Chrome.**50500124** Large 4" – Gloss Black.**H. PASSENGER FOOTPEG MOUNT KIT – CHROME****I. ADJUSTABLE PASSENGER FOOTPEG MOUNT KIT****NEW****4" Chrome****3" Chrome****4" Black****3" Black****J. MINI FOOTBOARD KIT**

# 90 SPORTSTER®

## Engine Guards

### A. ENGINE GUARD\*

The unique soft curve shape adds style to function. The one-piece Engine Guard is designed to complement the lines of the Sportster® motorcycle, and the choice of finishes adds the perfect finishing touch.

Fits '04-later XL and XR models (except '11-later XL883L). (Will not fit with Front Spoilers.)

<b>49060-04†</b>	Chrome.
<b>49215-07†</b>	Gloss Black.

Fits '11-later XL883L models. (Will not fit with Front Spoilers.)

<b>49287-11</b>	Chrome.
-----------------	---------

### B. SOFT LOWERS

Extend your riding season. Full coverage Soft Lowers provide wind and mud protection for the rider's legs and boots, and minimize cold updrafts as the weather changes. Covers are custom shaped to hug the engine guard to minimize flapping, and they simply clip in place for speedy installation as the weather changes. Two-way zippered outer edge accommodates guard-mounted highway pegs in almost any position. Reflective piping provides added visibility, and convenient zippered pockets provide additional storage for maps or other small items.

**57100211**  
Fits '04-later XL models (except '11-later XL883L) equipped with Engine Guard P/N 49060-04† or 49215-07†. Does not fit Mustache Engine Guards.

### C. ENGINE GUARD\*

This highly-polished, chrome-plated guard matches stock plating and works great with the Sportster Forward Controls.

**49018-88C†** Chrome.  
Fits '84 1/2-'03 XL models. (Will not fit with Front Spoilers.)  
(NOTE: '82-early '84 models require Bracket P/N 49014-85.)



A. ENGINE GUARD – CHROME



A. ENGINE GUARD – GLOSS BLACK



B. SOFT LOWERS



C. ENGINE GUARD – CHROME



**\*WARNING:** Engine guards may provide limited leg and cosmetic vehicle protection under unique circumstances (fall over while stopped, very low speed slide). They are not made nor intended to provide protection from bodily injury in a collision with another vehicle or any other object.

NEW



D. MUSTACHE ENGINE GUARD – CHROME

**D. MUSTACHE ENGINE GUARD\***

Combine classic shape and modern function for a unique twist on engine protection. The flow of this Engine Guard complements the bike's traditional style while the gracefully curved upper section incorporates highway pegs into the shape. The integrated rubber pads offer a comfortable and slip-resistant cushion for your feet while traveling the open road. One-piece engine guard kit includes all required mounting hardware.

Fits '04-later XL and XR models. Will not fit with Front Spoilers.

**49000005** Chrome.

**49000006** Gloss Black.

**E. JIFFY STAND EXTENSION**

Jiffy Stand Extension kits have been ergonomically designed to simplify the deployment and retraction of the jiffy stand. The extension is shaped to simplify locating the tab with your boot, and aid in swinging the jiffy stand into position. The move feels natural, and adds confidence when parking your motorcycle in a tight spot. Kit mounts to Original Equipment jiffy stand, and includes all required mounting hardware.

**1. 50462-11** Black.

Fits '07-later XL and XR models (except XL50, XL883C, XL1200L, XL1200V, '09-'10 XL1200C, '07-'08 XL883, XL883R and XL1200R). Does not fit '09-later XL883N, XL1200X and XL1200N for International markets AUS, BRZ, ENG, and HDI.

**2. 50250-04** Chrome.

Fits '04-later XL883C, XL1200L, XL1200V and '04-'10 XL1200C models. Also fits XL883N and XL1200N models for International markets AUS, ENG, and HDI.

**3. 50212-98** Chrome.

Fits '84-'03 XL models (except 883 Hugger™ and '92-'99 XL Custom models).

NEW



D. MUSTACHE ENGINE GUARD – BLACK



E. JIFFY STAND EXTENSION



E. JIFFY STAND EXTENSION



**\*WARNING:** Engine guards may provide limited leg and cosmetic vehicle protection under unique circumstances (fall over while stopped, very low speed slide). They are not made nor intended to provide protection from bodily injury in a collision with another vehicle or any other object.



**\*WARNING:** Do not use engine guard footpegs under normal stop and go operating conditions. Doing so could result in death or serious injury.

## STYLE—MAKE YOUR STATEMENT

Here's where you unleash your creativity. It's the place to stimulate your imagination and challenge the ordinary. Flames or skulls, chrome or black, gloss or matte, you simply can't go wrong — just make sure to take it personally. Flip through these pages for inspiration, develop your own "look," and stick with it.



### SPORTSTER® SEVENTY-TWO™

Production Color: Hard Candy Custom™ Big Green Flake

For a complete list of Genuine Motor Parts & Accessories that appear on this motorcycle, please visit [www.harley-davidson.eu/mydreamharley](http://www.harley-davidson.eu/mydreamharley).

### SPORTSTER® MULTI-FIT OPTIONS

More Parts. More Accessories. That's what the Multi-Fit section of this catalog is all about. In the back of this book, you'll find footpegs, grips and handlebar options. You'll see practical audio, lighting and luggage accessories. And you'll encounter groundbreaking custom paint and Screamin' Eagle® performance parts. And to make it easy to find what fits your Sportster® model, we've marked all the products that fit with a yellow icon.

Not all products are available in all countries

NEW

# SPORTSTER® 93

Chassis Trim – Fuel Tank



A. COMBINATION DIGITAL SPEEDOMETER/ANALOG TACHOMETER – 4"

## A. COMBINATION DIGITAL SPEEDOMETER/ANALOG TACHOMETER – 4"

Maintain the clean view over the handlebar. This unique Combination Digital Speedometer/Analog Tachometer allows you to monitor engine speed, fuel level and gear position, without adding additional handlebar-mounted gauges. The digital speed reading can be easily toggled between MPH and km/h to simplify cross-border travel. The large, easy-to-read LCD odometer/tripmeter also displays fuel level, miles-to-empty, gear position, and time. The gauge features push-button adjustable backlighting with over 600 color tone options, allowing the rider to adjust pointer, LCD and backlighting colors to match any paint scheme or viewing preference. The unit mounts in the stock dash opening and is a direct plug-in installation. Kit includes a data transfer cable to easily upload initial mileage at time of installation.

NOTE: As a result of different vehicle capabilities, the following exceptions apply: Gear position not available on '04-'07 models, Range function not available on '04-'06 XL models and '04-'08 Dyna® models, Fuel level function not available on '04-'06 XL models.

### 70900274

Fits '04-later XL models (except XR, '04-'08 XL1200R and XL50), '04-'11 Dyna models with 4" speedometer and '08-'10 FXCW and FXCWC models. '07-later XL models require separate purchase of Fuel Sensor Kit P/N 61200008.

### Also available:

#### FUEL LEVEL SENSOR KIT

In-tank sending unit employs capacitive sensing technology to accurately monitor the fuel level, and relays the information to the Speedo/Tach LCD display for at-a-glance viewing. Kit includes sending unit, wiring harness and all necessary installation hardware.

### 61200008

Fits '07-later XL models equipped with Combination Digital Speedometer/Analog Tachometer P/N 70900274.

## B. SPORTSTER® FUEL GAUGE KIT\*

Finally, keep an eye on your Sportster® model fuel level without watching how many miles you have traveled. In-tank sending unit employs capacitive sensing technology to accurately monitor the fuel level, and relays the information to a handlebar-mounted LED indicator for at-a-glance viewing. The segmented LED display is set into a distinctive housing that replaces the brake master cylinder cover on the right hand control. The individual LED segments glow when the tank is full, and count down one-by-one as the fuel level drops. Available in black or chrome finish to match your Original Equipment satin black or accessory chrome hand controls. Kit includes sending unit, LED master cylinder cover, wiring harness, and all necessary installation hardware.

Fits '07-later XL and '08-later XR models.

**75031-09** Black.

**75338-09** Chrome.

\*Some local regulations prohibit using colored lights during vehicle operation on public streets. May not conform to local lighting regulations.

## C. LOUD HORN KIT

Grab everyone's attention. Engineered to be 3dB louder (at 2 meters) than the Original Equipment front-mounted horn, this Horn Kit is tuned to a frequency that helps cut through the background noise. Designed to be a plug-in replacement for the factory horn, this easy to install option is available in your choice of brilliant chrome or gloss black finish. The traditional Bar & Shield logo adds a classic finishing touch.

Fits '96-later XL and XR models with front-mount horn. Does not fit ABS-equipped models.

**69000007** Chrome.

**69000009** Gloss Black.



B. SPORTSTER FUEL GAUGE KIT – CHROME



B. SPORTSTER FUEL GAUGE KIT – BLACK



C. LOUD HORN KIT – CHROME



C. LOUD HORN KIT – GLOSS BLACK

# 94 SPORTSTER®

## Engine & Transmission Covers

### A. CHROME ENGINE KIT – SPORTSTER®

Upgrade your motor with brilliant chrome components. Kit includes chrome gear cover, transmission sprocket cover, primary chain inspection cover, derby cover, inner and outer rocker covers and all gaskets.

#### 16295-07A

Fits '07-later XL models. Stock on '07-later XL1200C, XL1200L, XL1200V and XL 50th Anniversary models.

### B. SPORTSTER ENGINE COVERS – CHROME

#### 1. Gearcase Cover

25213-04 Fits '04-later XL models.

25213-96B Fits '91-'03 XLH models.

#### 2. Transmission Sprocket Cover

34932-04 Fits '04-later XL models.

34932-96 Fits '91-'03 XL models.

#### 3. Rocker Box Lower Housing (each)

17537-07A Fits '07-later XL models.

17537-96C Fits '86-'06 XL models.

#### 4. Rocker Box Cover (each)

17551-04 Fits '04-later XL models.

17551-96 Fits '86-'03 XLH models.

#### 5. Rocker Cover Spacer (each)

17538-96 Fits '91-'03 XLH models.

#### 6. Primary Cover

25460-06 Fits '06-later XL models.

25460-04 Fits '04-'05 XL models.

25460-94 Fits '94-'03 XL models.

#### 7. Primary Chain Inspection Cover

34761-04A Fits '04-later XL models.

34761-94 Fits '94-'03 XL models.

#### 8. Derby Cover

34760-04 Fits '04-later XL models.

34760-94 Fits '94-'03 XL models.

#### 9. Shift Lever

34606-90T Fits '91-'03 XL models.

### C. SPORTSTER ENGINE COVERS – WRINKLE BLACK

#### 1. Gearcase Cover

25486-05 Fits '04-later XL models.

#### 2. Transmission Sprocket Cover

34943-05 Fits '04-later XL models.

#### 3. Rocker Box Lower Housing (each)

17645-07A Fits '07-later XL models.

17645-06A Fits '86-'06 XL models.

#### 4. Rocker Box Cover (each)

17655-05 Fits '04-later XL models.

#### 5. Primary Cover

25307-06 Fits '06-later XL models.

#### 6. Primary Chain Inspection Cover

34794-05A Fits '04-later XL models.

#### 7. Derby Cover

34790-05 Fits '04-later XL models.




A. CHROME ENGINE KIT – SPORTSTER



B. SPORTSTER ENGINE COVERS – CHROME ('86-'03 MODELS SHOWN)



C. SPORTSTER ENGINE COVERS – WRINKLE BLACK

**D. GEARCASE COVER TRIM AND ENGINE SPROCKET COVER TRIM – CHROME****D. GEARCASE COVER TRIM – CHROME**

Rather than spending the time and money on chrome exchanges, this brilliant chrome cover fits over the Original Equipment aluminum gearcase like a second skin. This steel cover is shaped to mirror the contour for a perfect fit, and when matched with Chrome Engine Sprocket Cover Trim, is a simple way to add instant style. Kit includes chrome-plated mounting hardware.

**1. 25231-04** Fits '04-later XL models.

**Shown with:****ENGINE SPROCKET COVER TRIM – CHROME**

This chrome-plated steel skin fits over the Original Equipment aluminum sprocket cover, giving the appearance of a chrome engine at a fraction of the cost. When combined with the available Chrome Gearcase Cover Trim, you get a complete chrome look from front to rear. Kit includes chrome-plated mounting hardware.

**2. 34944-04** Fits '04-later XL models.

**E. PRIMARY COVER TRIM – CHROME**

Dress your engine in chrome. This precision-stamped steel cover wraps the Original Equipment aluminum primary cover in brilliant chrome, at a fraction of the cost of chrome replacement components. Kit includes chrome-plated installation hardware.


**25233-04**

Fits '04-later XL and XR models. (Does not fit with Primary and Cylinder Base Cover Trim P/N 25700196 or 25700194.)

**F. TAPPET BLOCK COVER KIT**

This one-piece chrome-plated cover is designed to conceal the lifter blocks and hardware for a clean, custom look. Featuring an embossed Bar & Shield logo, this complete kit covers the lifter block area and extends the chrome look from the gearcase cover to the pushrod tubes. All exposed hardware is chrome-plated, and the kit includes all necessary mounting hardware.

**18241-04** Fits '04-later XL models.

**E. PRIMARY COVER TRIM – CHROME****D. GEARCASE COVER TRIM AND ENGINE SPROCKET COVER TRIM – CHROME****E. PRIMARY COVER TRIM – CHROME****F. TAPPET BLOCK COVER KIT**

96

SPORTSTER®

Engine & Chassis Trim

A. TAPPET BLOCK ACCENT

Shaped to surround and fill the gap between the tappet blocks, this unique ribbed cover adds a splash of style to the profile of your engine. The easy-to-install cover is the perfect finishing touch to the bike's profile. Kit includes all necessary mounting hardware.

Fits '04-later XL models.

25700197	Chrome.
25700195	Wrinkle Black.

B. STARTER COVER

Cover and conceal the starter motor and the area behind the rear cylinder with a splash of style. This shapely ribbed and slotted cover conceals the starter motor and starter solenoid for a clean, custom look. Kit includes all required mounting hardware.

Fits '04-later XL models.

34800008	Chrome.
34800007	Wrinkle Black.



A. TAPPET BLOCK ACCENT – CHROME



A. TAPPET BLOCK ACCENT – WRINKLE BLACK



B. STARTER COVER – CHROME



B. STARTER COVER – WRINKLE BLACK



NEW

**C. PRIMARY AND CYLINDER BASE COVER TRIM – CHROME**



NEW

## SPORTSTER® 97

Engine & Chassis Trim

### C. PRIMARY AND CYLINDER BASE COVER TRIM

Get the look of a custom outer primary and engine crankcase with one custom cover. These ribbed covers are designed to wrap the top surface of the outer primary cover and provide a beefy finished look to the engine cases. Easy to install, the primary cover is secured with the outer primary hardware. To complete the look, the kit includes a matching cover that conceals the front and rear cylinder bases to provide a unified look to the left side of the engine. Kit includes required mounting hardware.

Fits '04-later XL models. Does not fit with Primary Cover Trim P/N 25233-04.

**25700196** Chrome.

**25700194** Wrinkle Black.

### D. CYLINDER BASE COVER WITH BAR & SHIELD LOGO

Add a finished chrome look to the left side of the Sportster® engine. The mirror-chrome surface complements both silver and black engine finishes, and the deep embossed Bar & Shield logo provides a custom touch. Easy to install, the complete kit includes all necessary mounting hardware.

**32729-07** Fits '04-later XL models.

### E. CYLINDER BASE COVER

Adds chrome highlights to the left side of a Sportster model. Installs in minutes.

**32732-98** Fits '91-'03 XL models.



NEW

**C. PRIMARY AND CYLINDER BASE COVER TRIM – WRINKLE BLACK**



NEW



**D. CYLINDER BASE COVER WITH BAR & SHIELD LOGO**



**E. CYLINDER BASE COVER**

# 98 SPORTSTER®

## Oil Coolers & Oil Level Dipsticks

### A. PREMIUM OIL COOLER KIT

This oil cooler was designed specifically for Harley-Davidson to out-perform all other coolers in the industry. The cooler features a unique "Turbulator" system that evenly distributes oil across the cooling chambers. The air fins are designed to efficiently dissipate heat. The oil cooler has been designed to simplify installation and enhance performance. The large heat exchanger provides excellent cooling efficiency. The kit features a one-piece adapter plate with integrated thermostat that allows oil lines to connect to the oil filter bracket. Thermostat activates at 185°F (85°C). Kit comes complete with mounting hardware and precut oil lines.

**62996-07A** Side Mount.  
Fits '04-later XL models.

**Shown with:**  
**OIL COOLER COVER – SPORTSTER®**

Add a beautiful accent to your Sportster® Premium Oil Cooler. This chrome cover is designed to allow proper airflow through the integrated duct work. Requires Grey Silicone RTV Adhesive P/N 99650-02 for installation.

**63087-07**  
Fits '04-later XL models equipped with Premium Oil Cooler Kit P/N 62996-07A.

### B. OIL LEVEL AND TEMPERATURE DIPSTICK WITH LIGHTED LCD READOUT

No more grabbing a rag to pull your hot dipstick. No more oil drips on your pipes and on the garage floor. These stylish yet hard-working dipsticks allow you to check your oil level and oil temperature with the push of a button. Simply push the button and this dipstick lights up with a brilliant backlight. Oil level is indicated by a four-segment readout — it even reminds you to check your oil when it is hot. Capacitive level sensing technology provides the highest degree of accuracy and durability. The waterproof LCD (liquid crystal display) readout operates on a long-lasting, replaceable lithium coin-type battery (CR2032 3V, P/N 66373-06). Display features a low battery indicator, and press-and-hold feature to toggle between Fahrenheit and Celsius.

Fits '04-later XL and XR models.

**62700009** Chrome.  
**62700011** Gloss Black.

### C. OIL DIPSTICK WITH TEMPERATURE GAUGE

Replace your Original Equipment oil dipstick with this custom-styled version featuring an easy-to-see mechanical temperature readout with "Harley-Davidson" logo. A chrome-plated cap completes the styling and provides an easy grip for removal.

**63023-05** Fits '04-later XL and XR models.  
**62667-87TA** Fits '82-'03 XL models.



A. PREMIUM OIL COOLER – SPORTSTER



A. PREMIUM OIL COOLER – SPORTSTER  
(SHOWN WITH CHROME OIL COOLER COVER)



B. OIL LEVEL AND TEMPERATURE DIPSTICK  
WITH LIGHTED LCD READOUT – CHROME



B. OIL LEVEL AND TEMPERATURE DIPSTICK  
WITH LIGHTED LCD READOUT – GLOSS BLACK



C. OIL DIPSTICK WITH TEMPERATURE GAUGE –  
'04-LATER SPORTSTER



C. OIL DIPSTICK WITH TEMPERATURE GAUGE –  
'82-'03 SPORTSTER

**D. CLUTCH CABLE CONNECTOR COVER****E. STARTER SOLENOID COVER KIT – CHROME****D. CLUTCH CABLE CONNECTOR COVER**

Add the finishing touch to your transmission. This chrome-plated die-cast cover conceals the clutch cable connector as it enters the primary cover. The two-piece grooved and tapered cover is easy to install, and includes chrome-plated mounting hardware.

**33401-05**

Fits '00-later XL and XR models with cable operated clutch.

**E. STARTER SOLENOID COVER KIT – CHROME**

Add chrome to an often overlooked area with this cover, featuring the same high-quality, bright finish used on most of our accessories.

**31783-00**

Fits '94-later models (except '02-later VRSC™).

**F. FINNED HEADBOLT BRIDGE**

This exclusive aluminum Finned Headbolt Bridge covers both headbolts and the spark plug, filling out your cylinder fins all the way to the rocker box. Featuring an engraved Bar & Shield emblem, the bridge is easy to install with unique headbolt mounts. All necessary mounting hardware included. Sold in pairs.

**44296-04** Black Highlighted.

Fits '04-later XL models (except XL883N).

**61400176** Solid Black.

Fits '04-later XL models with black non-highlighted engines.

**G. HEADBOLT BRIDGE – CHROME**

This exclusive Headbolt Bridge covers both the headbolts and spark plug with a splash of chrome and an engraved Bar & Shield emblem. Easy to install with unique headbolt mounts. Kit includes all necessary mounting hardware. Sold in pairs.

**44432-04** Fits '04-later XL and XR models.**H. SPARK PLUG/HEADBOLT COVER – CHROME**

Quickly add a chrome accent from the headbolt covers to the spark plug. Installs in seconds without tools.

**43835-98**

Fits '84-'99 Evolution® 1340-equipped models and '85-'03 XL models. (Does not fit Screamin' Eagle® Evolution Heads.)

**I. HEADBOLT COVERS**

Precision-machined of high-quality aluminum and manufactured in the U.S.A. Hand-polished and chrome-plated. Available in a variety of styles to match your customizing direction, these kits include 4 easy-to-install headbolt covers, set screws, and an Allen® wrench for easy installation.

**43890-93** Classic Chrome.

Fits '84-'99 Evolution 1340 and '87-later XL and '08-later XR models.

**43896-99** Gloss Black.

Fits '92-later Evolution 1340, XL and XR models. Also fits '99-later Twin Cam-equipped models.

**F. FINNED HEADBOLT BRIDGE – BLACK HIGHLIGHTED****F. FINNED HEADBOLT BRIDGE – SOLID BLACK****G. HEADBOLT BRIDGE – CHROME****H. SPARK PLUG/HEADBOLT COVER – CHROME****I. HEADBOLT COVERS – CLASSIC CHROME****I. HEADBOLT COVERS – GLOSS BLACK**

# 100 SPORTSTER®

## Chassis Trim – Front End

### A. LOWER FORK SLIDERS – CHROME

Competitively priced, these chrome-plated Lower Fork Sliders give your bike upfront style. To ensure proper fitment and function, these sliders are manufactured from Original Equipment components. Form follows function, with polished triple chrome-plating and a stamped “Harley-Davidson” script logo for product identification.

#### 46562-04A

Fits '08-later XL1200L, XL1200V and '08-'10 XL models (except XL883N, XL883R, XL1200N, XL1200R and XL1200X) and '04-'05 FXD, FXDC, and FXDL models.

#### 46492-00†

Fits '00-'07 XL models (except XL883R, XL1200S and XL1200R) and '00-'03 FXD and '01-'03 FXDL models.

#### 45275-98†

Fits '88-'99 XL models and FXD Super Glide®, '87-later FXLR and '88-'99 FXR and FXRS. (Does not fit Sportster® Sport models.)



A. LOWER FORK SLIDERS – CHROME



B. FRONT END KITS – CHROME

### B. FRONT END KITS – CHROME\*

The front forks on a Harley-Davidson® motorcycle set the tone for the bike, and can lead the way to a full-bore custom statement. So start customizing by adding chrome where it will have the most noticeable impact on the overall look of the bike, your front end. This package includes components necessary to completely chrome the front forks and includes some or all of the following (Kit components vary depending on your model): Chrome Fork Sliders, Chrome Fork Axle Retainer Nut Kit, Chrome Fork Slider Drain Screw Kit, Chrome Front Wheel Spacers, Classic Chrome Front Axle Nut Cover Kit, and Chrome Upper Fork Nut Covers.

#### 46331-08A

Fits '08-'11 XL1200L and '08-'10 XL883, XL883L, XL883C and XL1200C models.

#### 46331-04

Fits '00-'07 XL models (except XL883R, XL1200R and XL1200S).

*\*Chrome Front End Package price does not include labor or supplies.*



C. SCREAMIN' EAGLE FORK BRACE



D. FRONT WHEEL SPACERS – CHROME

### C. SCREAMIN' EAGLE® FORK BRACE

This Chrome Fork Brace is machined from billet aluminum, then polished and chrome-plated. Easy to install, this brace offers increased torsional rigidity.

#### 46192-99A 39mm.

Fits '87-later XL (except XL883N, XL1200N, XL1200X and '11-later XL1200C), '91-'05 Dyna® (except FXDWG) and FXR models (except FXRT) with 39mm front forks. (Does not fit with Chrome Fork Sliders.)

### D. FRONT WHEEL SPACERS – CHROME

Complete your total front end with these highly-polished chrome-plated wheel spacers. Manufactured to the Original Equipment tolerances, they deliver exact fitment and custom shine.

#### 41370-08 Tapered.

Fits '08-later XL models (except XL1200X, XL883L and '11-later XL1200C).

#### 41616-02 Smooth. (inset)

Fits '00-'07 XL models and '00-'03 FXD, FXDL, FXDX, FXDXT and FXDS-CONV. models.



E. UPPER FORK STEM COVERS – CHROME



F. CLASSIC CHROME STEERING STEM BOLT COVER KIT

### E. UPPER FORK STEM COVERS – CHROME

Highlighted with a unique Bar & Shield logo, these polished triple chrome-plated covers add an additional clean-looking appearance to your upper fork. Kit comes complete with three covers, mounting hardware and wrench for easy on-the-spot installation.

#### 46129-98B

Fits '86-later FLSTC, '90-later FLS, FLSTF, '95-'05 FXD, '93-'05 FXDL, '94-'05 FXDS-CONV., and '88-later XL models (except XL Custom and XL1200S models).

### F. CLASSIC CHROME STEERING STEM BOLT COVER KIT

For a finished appearance of the upper fork clamp on all models with 39mm forks.

#### 48329-90A

Fits XL, '91-'05 Dyna, and FXR models with 39mm forks. (Does not fit FXDWG.)



**G. FRONT AXLE NUT COVER KIT – CHROME**



**G. FRONT AXLE NUT COVER KIT – GLOSS BLACK**




**H. "H-D MOTOR CO." LOGO FRONT AXLE NUT COVER KIT**



**I. ALUMINATOR CHROME BILLET FRONT AXLE NUT COVER KIT**



**J. WILLIE G SKULL COLLECTION FRONT AXLE NUT COVER KIT**



**K. CHROME FORK AXLE RETAINER NUT KIT (SHOWN WITH CHROME DRAIN SCREW KIT)**

## G. FRONT AXLE NUT COVER KITS

Cover the front axle in style. Available in chrome or gloss black finish, custom Axle Nut Covers look great with Original Equipment satin-finish fork sliders, or add the finishing touch to a complete chrome or blacked-out front end. These Axle Cover Kits are easy to install, and include all necessary mounting hardware. Sold in pairs.

Fits '02-later VRSC™ (except VRSCF, VRSCR and '12-later VRSCDX), '08-later XL, '07-later Softail® (except Springer™), FXCW, FXCWC and FXSTD), '08-later Dyna®, and '08-later Touring models.

**44117-07A** Chrome – Die-cast.

**44116-07A** Chrome – Billet.

**43428-09** Gloss Black – Billet.

Fits '84-'06 Softail (except Springer and FXSTD); '91-'03 FXD, FXDX, FXDXT, FXDL, FXDS-CONV.; '93-'05 FXDWG; '80-'99 Touring; '88-'07 XL, FXR and '87-later FLXR/FXRS-SP, FXWG models.

**43899-86A** Chrome – Die-cast.

## H. "H-D MOTOR CO." LOGO FRONT AXLE NUT COVER KIT

Die-cast, chrome-plated covers feature the "Harley-Davidson Motor Co." logo in black. Includes Allen®-head set screws and wrench for easy installation.

**44148-07A**

Fits '02-later VRSC models (except VRSCF, VRSCR and '12-later VRSCDX), '08-later XL, '07-later Softail (except Springer, FXCW, FXCWC and FXSTD), '08-later Dyna and '08-later Touring models.

## I. ALUMINATOR® CHROME BILLET FRONT AXLE NUT COVER KIT

Includes set screws and Allen wrench for easy installation.

**43907-94**

Fits '84-'06 Softail (except Springer and FXSTD); '91-'03 FXD, FXDX, FXDXT, FXDL, FXDS-CONV.; '93-'05 FXDWG; '80-'99 Touring; '88-'07 XL, FXR and '87-later FLXR/FXRS-SP, FXWG models.

## J. WILLIE G SKULL COLLECTION FRONT AXLE NUT COVER KIT

Add a little attitude to your ride. Styled to complement Harley-Davidson® Skull accessory items, the menacing raised skull with black-filled eyes leaps from a field of chrome. The surrounding "Harley-Davidson Motorcycles" script is the perfect finishing touch. The Axle Nut Covers are easy to install, and include all necessary mounting hardware. Sold in pairs.

**43163-08A**

Fits '08-later XL, '84-later Softail (except Springer, FXCW, FXCWC and FXSTD), '02-later VRSC (except VRSCF, VRSCR and '12-later VRSCDX), '91-later Dyna, and '99-later Touring models.

## K. CHROME FORK AXLE RETAINER NUT KIT

It's the details that count. Complete the chrome transformation by adding this finishing touch to your chrome fork sliders. This Axle Retainer Nut Kit includes the stylish chrome-plated nuts and chrome lockwashers necessary to replace the stock hardware.

**45802-03**

Fits '88-later XL models, '93-'05 FXD, FXDL, FXDS-CONV., FXDX, FXDX-T models and '88-'94 FXR, FXRS, FXRS-SP, FXRS-CONV., FXLR, FXRT models.

**Shown with:**

### CHROME FORK SLIDER DRAIN SCREW KIT

This Fork Slider Drain Screw Kit includes two chrome-plated drain screws and the seals required to replace the stock hardware.

**45815-03**

Fits '73-later XL models (except XL Sport, XL883L, XL1200X and '11-later XL1200C), '78-'86 FX models, '94-'05 FXD/DL/DS-CONV., '99-'00 FXR2/3/4 models, and '00-'07 FXSTD models.

# 102 SPORTSTER®

## Chassis Trim – Rear End

### A. BAR & SHIELD LOGO REAR AXLE COVER KIT

Die-cast cover conceals the side of the swingarm and axle. Unique styling features an embossed Bar & Shield logo. Easy to install without removing the rear wheel. Kit includes all necessary mounting hardware.

Fits '05-later XL883C, XL883L, XL883N, XL1200C, XL1200L, XL1200N, XL1200V and XL1200X models. Also fits '05-later XL models equipped with Low Rear Suspension Kit P/N 54731-04<sup>†</sup>, 54733-04<sup>†</sup> or 54750-05<sup>†</sup>. (Will not fit models equipped with saddlebags or Chrome Billet Shock Hardware Kit P/N 54337-05.)

<b>46399-05A</b>	Chrome.
<b>43013-09A</b>	Gloss Black.

### B. SWINGARM PIVOT BOLT COVER KIT

Cover the swingarm pivot bolt in classic style. Available in your choice of chrome or gloss black finish, these easy-to-install kits include left and right die-cast pivot bolt covers and necessary mounting hardware.

Fits '04-later XL models.

<b>43580-04</b>	Chrome.
<b>47625-09</b>	Gloss Black.

### C. SWINGARM PIVOT BOLT COVER KIT – WILLIE G SKULL COLLECTION

Add a little attitude to your ride. Styled to complement Harley-Davidson® Skull accessory items, the menacing raised skull with black-filled eyes leaps from a field of chrome. The surrounding “Harley-Davidson Motorcycles” script is the perfect finishing touch. This easy-to-install kit includes left and right pivot bolt covers and necessary mounting hardware.

<b>42072-07</b>	Fits '04-later XL models.
-----------------	---------------------------

### D. BRAKE CALIPER INSERTS

Easy-to-install inserts add a finishing touch to the front and rear brake calipers. Select a style that follows your custom direction. Self-adhesive backing.

Fits front and rear calipers on '04-later XL models.

<b>1. 42070-07</b>	Willie G. Skull Collection.
<b>2. 44621-04</b>	“H-D Motor Co.” Logo Collection.
<b>3. 44622-04</b>	“Live to Ride” Logo Collection.
<b>4. 44623-04</b>	Flames Collection.

<sup>†</sup> 



A. BAR & SHIELD LOGO REAR AXLE COVER KIT – CHROME



A. BAR & SHIELD LOGO REAR AXLE COVER KIT – GLOSS BLACK



B. SWINGARM PIVOT BOLT COVER KIT – CHROME



B. SWINGARM PIVOT BOLT COVER KIT – GLOSS BLACK



C. SWINGARM PIVOT BOLT COVER KIT – WILLIE G SKULL COLLECTION



D. BRAKE CALIPER INSERTS

# SPORTSTER® 103

## Chassis Trim – Rear End



**E. UPPER AND LOWER BELT GUARDS – CHROME  
(SHOWN WITH CHROME SWINGARM)**



**F. BUCKSHOT UPPER BELT GUARD – GLOSS BLACK**



**G. BUCKSHOT UPPER BELT GUARD – BRUSHED NICKEL**



**H. LOWER BELT GUARD – CHROME**



**I. SWINGARM – CHROME**

### **E. UPPER BELT GUARD – CHROME**

Attract attention to your Sportster® motorcycle by replacing the black Original Equipment component, providing exceptional chrome-plated detail to the rear drive system. Easy to clean, and simple to install.

**60402-04** Fits '04-later XL models.

### **F. BUCKSHOT UPPER BELT GUARD – GLOSS BLACK**

Add the “blacked-out” look of the Nightster® motorcycle to your Sportster model. The perforated “Buckshot” design visually lightens the belt guard and adds a raw, purposeful edge to the bike’s profile.

**60379-09**

Fits '04-later XL models. Original Equipment on XL1200N.

### **G. BUCKSHOT UPPER BELT GUARD – BRUSHED NICKEL**

This perforated “Buckshot” belt guard design visually lightens the bike’s profile and adds a raw, mechanical edge to the overall look. Available in brushed nickel “Silencer” finish, this easy-to-install guard provides a stripped-down open look while protecting the belt from road debris.

**60300045** Fits '04-later XL models.

### **H. LOWER BELT GUARD – CHROME**

This handsome steel cover is polished, chrome-plated and designed to replace the Original Equipment black plastic cover. Easy to install, this guard looks great when combined with a Harley-Davidson® Chrome Upper Belt Guard.

**60413-04** Fits '04-later XL models.

### **I. SWINGARM – CHROME**

The ultimate chrome accessory, polished to the highest standard using bright plating to match Original Equipment chrome. Affordable and convenient, with no troublesome exchanges necessary. Factory specifications guarantee exact fitment, unparalleled quality and an affordable price. Stamped with the Harley-Davidson Bar & Shield logo.

**48434-05†** Fits '05-later XL models.

† TÜV

# 104 SPORTSTER®

## Chassis Trim – Rear End

### A. SHOCK BOLT COVER KIT

It's the details that complete the look of your bike. These Shock Bolt Covers are designed to hide the upper shock mounting hardware, and provide a custom look to the rear of your bike. Easy to install, the kit includes left and right bolt covers and all required mounting hardware.

Fits '04-later XL and '06-later Dyna® models (except FLD, FXDF and FXDL).

**54000016** Chrome.

**54000017** Gloss Black.



A. SHOCK BOLT COVER KIT – CHROME



A. SHOCK BOLT COVER KIT – GLOSS BLACK

### B. "BIG SPOKE" SPROCKET COVER – CHROME

Muscle rules. Big, beefy spokes define the distinctive hot rod styling, and the small trapezoidal openings are reminiscent of Detroit's street performance wheels of the late '60s. The chrome-plated steel cover disguises the Original Equipment sprocket, and complements both stock and custom wheels. Easy to install, this cover provides the look of a billet sprocket at a fraction of the cost.

**40124-10** Fits '04-later XL and XR models.

### C. SPROCKET COVER – CHROME

The five-spoke Sprocket Cover matches the styling of the Original Equipment sprocket, providing the appearance of a chrome sprocket at a fraction of the cost. The raised ribs mimic the look of a billet sprocket. Easy to install, the cover looks great with Chrome Upper and Lower Belt Guards.

**91746-03** Fits '04-later XL and XR models.



B. "BIG SPOKE" SPROCKET COVER – CHROME



C. SPROCKET COVER – CHROME

### D. SPROCKET COVER WITH HOLES – CHROME

This handsome steel cover is polished and chrome-plated. Easy to install and looks great when combined with Harley-Davidson® Chrome Belt Guard. Chrome Hardware Kit P/N 94708-98 completes the look.

**40279-91A** Fits '91-'03 XL models.



D. SPROCKET COVER WITH HOLES – CHROME

### E. REAR SPROCKET BOLT COVER KIT

These chrome-plated covers with internal spring clips hide the Original Equipment sprocket bolts for a clean, custom look. Set of 5 covers.

**43876-04**

Fits '93-later Softail®, '99-later Touring and '04-later XL models with Original Equipment 7/16" hex head sprocket mounting bolts (5/8" hex across the flats).



E. REAR SPROCKET BOLT COVER KIT

### F. CHROME HARDWARE KIT FOR REAR BELT SPROCKET – HEX HEAD

This kit includes highly-polished, chrome-plated, grade 8 hex-head screws with chrome-plated washers, providing an extra custom accent. The perfect addition to the chrome sprocket. Made from the same Original Equipment bolts to ensure product integrity. Also works with chrome belt sprocket covers and Original Equipment sprockets.

**94708-98**

Fits '93-'99 Softail, '93-'99 Dyna, '91-later Sportster® rear belt sprockets.



F. CHROME HARDWARE KIT FOR REAR BELT SPROCKET – HEX HEAD

### G. FRONT CALIPER KIT – CHROME

Add the shine of chrome to your front end with this highly-polished Chrome Front Brake Caliper Kit. Manufactured from Original Equipment components for proven performance, these calipers are a great addition to the stock front end or add the finishing touch to a complete custom with chrome wheels, rotors and chrome fork sliders. (Brake pads and pad pins not included.)

**44395-00A†**

Fits '00-'03 XL and '00-'07 Dyna and Softail (except Springer™) models equipped with single disc front brakes.

**44392-00A†**

Fits '00-'03 XL, '02-'05 VRSC™ and '00-'07 Dyna, Softail and Touring models equipped with dual disc front brakes.



G. FRONT CALIPER KIT – CHROME

† **HDV**

# SPORTSTER® 105

Chassis Trim – Rear End



**H. FACTORY TUNED MUFFLERS – JET BLACK**

## **H. FACTORY TUNED MUFFLERS – JET BLACK**

Street performance factory tuned mufflers now available in a tough black finish. Features high flowing internals to maximize performance, an aggressive exhaust note, and a unique black coating that stands up to abuse. These pipes are a “must” to get the “Dark Custom” look.

**80859-10**

Fits '04- Later XL1200 & '07-Later XL 883 models.

## **I. SCREAMIN' EAGLE® JET BLACK BUCKSHOT EXHAUST SHIELD KIT**

Extend the blacked-out look along the bike's entire profile. These formed steel exhaust shields feature a unique jet black ceramic coating that complements the jet black Screamin' Eagle Street Performance Slip-On Mufflers P/N 80726-09A. The black coating maintains its uniform black finish, and has survived stringent Harley-Davidson testing for durability and corrosion resistance. The Sportster model shields feature a perforated “Buckshot” design that exposes the head pipe for a raw, rebellious look. Manufactured to Original Equipment standards for exacting fit, the easy-to-install kit includes front and rear head pipe shields.

**64924-09**

Fits '04-later XL models.



**I. SCREAMIN' EAGLE JET BLACK BUCKSHOT EXHAUST SHIELD KIT**

# 106 SPORTSTER®

## Chassis Trim – Fuel Tank

### A. FLUSH-MOUNT FUEL CAPS

Emphasize the long and lean look of the fuel tank. This Flush-Mount Fuel Cap Kit offers a pop-up filler design that replaces the Original Equipment twist-on fuel cap. A simple push, and the fuel filler cap pops up to provide ample grip, even while wearing gloves. Easy to install, the cap assembly screws into position, and the self-adhesive decorative ring finishes the look. Complete kit includes screw-in mount, pop-up cap, and matching trim ring.

Fits '98-later XL models equipped with 3.3 gal (12.5 L) fuel tank.

<b>63133-10</b>	Chrome.
<b>63134-10</b>	Gloss Black.

Fits '98-later XL models equipped with 2.1 gal (7.9 L) or 4.5 gal (17.0 L) fuel tank. Does not fit '04-'10 XL1200C models.

<b>63139-10</b>	Chrome.
<b>63140-10</b>	Gloss Black.

### B. RIGHT SIDE OIL TANK COVER – CHROME

Like oil on blacktop, this Chrome Oil Tank Cover adds a brilliant sheen to the surface. Easy to install, the mirror-chrome cover follows the contour of the frame and blends perfectly with the pop-up dipstick. A perfect complement for the Chrome Left Side Battery Cover P/N 66261-04.

<b>66262-04</b>	Fits '04-later XL models.
-----------------	---------------------------

### C. LEFT SIDE BATTERY COVER – CHROME

Designed to hug the contour of the frame, this mirror-chrome Battery Cover layers a splash of chrome to the left side of the bike. Easy to install, this cover is the ideal companion to the Chrome Oil Tank Cover P/N 66262-04.

<b>66261-04</b>	Fits '04-later XL models.
-----------------	---------------------------



A. FLUSH-MOUNT FUEL CAP – CHROME



A. FLUSH-MOUNT FUEL CAP – GLOSS BLACK



B. RIGHT SIDE OIL TANK COVER – CHROME



C. LEFT SIDE BATTERY COVER – CHROME

# SPORTSTER® 107

## Chassis Trim – Fuel Tank



D. SIDE COVER WING TIP

### D. SIDE COVER WING TIPS

Formed to hug the contour of the Sportster® Side Covers, the kit features three-dimensional trim with contrasting bright and brushed finishes for a distinctive appearance. A classic addition to painted or chrome side covers. Self-adhesive and easy to install, the kit includes left and right trim pieces.

**66264-04** Fits '04-later XL models.

### E. OIL TANK COVER – CHROME

Chrome Oil Tank Cover gives the appearance of having your oil tank chromed. Installs in minutes. Mounting hardware included.

**62512-97**


Fits '94-'03 XL models (except models with Touring Seat P/N 52105-93, 52105-93A, 52105-93B and 52105-93C).

### F. FUEL TANK TRIM PANEL KIT – CHROME

Set your fuel tank apart from the rest with this mirror-chrome Fuel Tank Trim Panel. Fits around the stock fuel cap and is adhesive backed.

**61653-04**

Fits '04-later XL883C, XL1200L, XL1200C and '08-later XL1200R models. Also fits '04-later XL models equipped with a Sportster Large Capacity Fuel Tank and Installation Kit P/N 62999-04 or 62999-07.



E. OIL TANK COVER – CHROME



F. FUEL TANK TRIM PANEL KIT – CHROME

# 108 SPORTSTER®

## Chassis Trim

### A. BATTERY SIDE COVER – CHROME

This chrome-plated cover is designed for use with the Harley-Davidson® AGM sealed maintenance-free batteries, and can be used in combination with Battery Top Cover P/N 66367-97 or 66368-97.

**66718-01**

Fits '97-'03 XL models and '97-'05 Dyna® models.



A. BATTERY SIDE COVER – CHROME

### B. BATTERY COVERS – CHROME\*

Chrome-plated battery enclosures include slotted openings for convenient visual check of battery fluid levels. Easy installation.

**1. 66340-78** Chrome Vented.

Fits '82-'03 XL models, electric start FX, FXWG models, and '91-'96 Dyna models.

**2. 66358-83** U.S.A. Eagle.

Fits '82-'03 XL models, electric start FX, FXWG models, and '91-'96 Dyna models.

**66367-97** Top Cover. (not shown)

Fits '97-'03 XL models.

\*NOTE: Battery dimensions of Harley-Davidson AGM Batteries P/N 65989-97A, 65989-90B and 65991-82B may not allow use of accessory battery side covers on XL and Dyna models.



B. BATTERY COVERS – CHROME

### C. BAR & SHIELD LOGO COIL COVER KIT

Dress your coil in chrome. The sleek Coil Cover is styled to add a custom touch to a very visible part of your Sportster® motorcycle. Featuring mirror-finish chrome-plating and an open-face Bar & Shield logo, this easy-to-install kit includes chrome-plated mounting hardware.

**31767-04** Fits '04-'06 XL models.



C. BAR & SHIELD LOGO COIL COVER KIT

### D. IGNITION MODULE COVER – CHROME

**66328-82T** Fits '82-'03 XL models.



D. IGNITION MODULE COVER – CHROME

### E. VOLTAGE REGULATOR COVER

With a look that creates its own electricity, this chrome-plated cover features an embossed Bar & Shield logo and an open-center grill that allows air to flow through for regulator cooling. Designed for easy installation. Chrome mounting hardware included.

**74609-04** Fits '04-'06 XL models.

**74579-97**

Fits '85-'03 XL models. Will not fit with Front Spoiler P/N 58597-97, unless also equipped with the Sport Front Fender and the additional purchase of Voltage Regulator Hardware Kit P/N 74568-98.



E. VOLTAGE REGULATOR COVER

### F. IGNITION SWITCH COVER – CHROME

A direct replacement for the stock black ignition switch cover, this chrome-plated cover is made of lightweight ABS plastic. Includes ignition switch position decal.

**71527-04** Fits '04-later XL models.

**71514-98** Fits '95-'03 XL models.



F. IGNITION SWITCH COVER – CHROME

### G. "H-D MOTOR CO." LOGO SHOCK TOWER COVER KIT – CHROME

These Chrome Upper Shock Covers are designed to replace your stock polished aluminum covers, and complement the chrome-plated fender strut covers. Sold in pairs.

**54616-96**

Fits '90-'03 XL models (except XL1200 Sport).

(Does not fit Profile Shocks.)




G. "H-D MOTOR CO." LOGO SHOCK TOWER COVER KIT – CHROME

### H. REAR BRAKE RESERVOIR COVER

Dress the remote brake fluid reservoir with a new chrome skin. Kit includes chrome top cover with Bar & Shield medallion, reservoir side cover, chrome hardware and a Torx® wrench for easy installation.

**45424-08** Fits '07-later XL models.

**45762-04** Fits '04-'06 XL models.



H. REAR BRAKE RESERVOIR COVER

# SPORTSTER® 109

Chassis Trim – Bodywork



I. SIDE-MOUNT LICENSE PLATE KIT – CHROME



I. SIDE-MOUNT LICENSE PLATE KIT – BLACK



J. CHOPPED REAR FENDER KIT (CUSTOM PAINTED)



J. CHOPPED REAR FENDER KIT  
(CUSTOM PAINTED)



K. CHOPPED FENDER EDGE LIGHT

## I. SIDE-MOUNT LICENSE PLATE KIT

Add a clean, custom look to the rear fender. This stylish kit moves the license plate from the fender to a side-mount location, visually lowering the bike's profile, and opening up the view of the rear end. This strut-mounted hinged frame conceals the license mounting hardware, and features a smooth back that hides the unfinished side of the plate. Kit includes LED license plate illumination and a curved Bar & Shield medallion, shaped to conceal the original license mounting holes in the fender. Purchase of tail lamp without license illumination window is recommended for models with center-mounted tail lights.

NOTE: License plate location and fold-away feature is regulated in many states. Check state and local laws before installation.

Fits '04-later XL models. Will not fit models equipped with rigid mount saddlebags, rigid mount sissy bars, and Turn Signal Relocation Kit P/N 68732-02A and 68733-02A†.

**60947-10** Chrome.

**60972-10** Black.

## J. CHOPPED REAR FENDER KIT\*

Complete "bolt-on" fender kit includes everything you need to convert your '04-later Sportster® model to the chopped rear fender look. Available in Vivid Black or Primed finish, this kit can be installed with simple tools and requires no frame modifications or fabrication. The chopped fender eliminates the traditional tail lamp, and replaces the Original Equipment rear turn signals with "stop-turn-tail" lights for a clean, stripped-down appearance. All you need to add is a side mount or under-fender mount license plate bracket (*sold separately*).

NOTE: Laws regarding the location of the license plate vary from place to place. Please check with local authorities and obey all applicable laws and regulations.

Fits '07-'09 XL models (stock on XL1200N and XL883N). Requires separate purchase of Side Mount License Plate Assembly P/N 60318-07.

**60236-09BEO** Primed.

**60236-09DH** Vivid Black.

Fits '04-'06 and '10-later XL models (stock on XL1200V, XL1200X, XL1200N and XL883N). Requires separate purchase of Side Mount License Plate Assembly P/N 60318-07, 60947-10 or 60972-10.

**60236-10BEO** Primed.

**60236-10DH** Vivid Black.

## K. CHOPPED FENDER EDGE LIGHT

Style and function in one. This center-mount running and brake light commands the attention of following vehicles. The bright, fast-acting LED lamp glows red when the ignition is on, and intensifies when the brakes are applied. The low-profile lamp is contoured to hug the curve of the chopped rear fender, and adds a stylish touch of color, even when the bike is parked.

**73420-11** Red Lens.

Fits '04-later XL883N, XL1200N, XL1200V, XL1200X and models equipped with Chopped Rear Fender Kit P/N 60236-xx and side-mount license plate. Will not fit models with center-mount license plates.

† TÜV

\*NOTE: Most custom paint sets and bodywork are painted specifically to order. Please contact your dealer for details of delivery times.